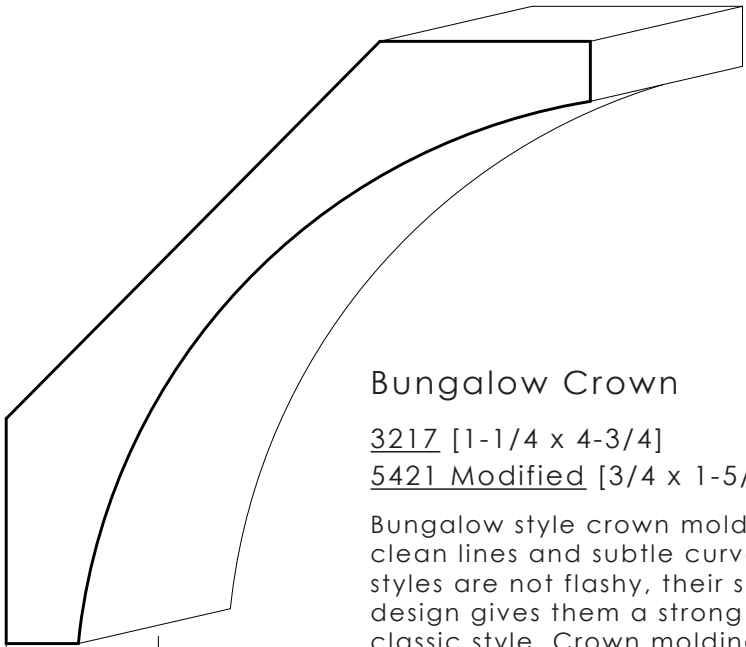


MOULDINGS ONE

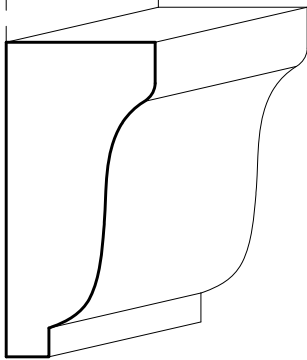


Bungalow Crown

3217 [1-1/4 x 4-3/4]

5421 Modified [3/4 x 1-5/8]

Bungalow style crown molding is based on clean lines and subtle curves. While these styles are not flashy, their straightforward design gives them a strong presence and classic style. Crown moldings in a bungalow style home help to give structure to the open-concept layout of the home.




Bungalow Header

7118 [1-1/4 x 1-1/4]

S4S [3/4 x 4]

S4S [3/8 x 1]

Bungalow style headers are durable and help to frame doors and windows with natural accents like hardwood. Headers are a critical part of architectural design that ensure that a window or door within a load-bearing wall is safe.



Wood Combination - Bungalow

13851 STATION ROAD, MIDDLEFIELD, OHIO 44062


P. 440-834-3420 OR 1-877-708-4095 E. SALES@MOULDINGSONE.COM

HOURS: MON.-FRI. 8AM-4:30PM, SAT. 8AM-12NOON

www.mouldingsone.com

CALL OR EMAIL TO REQUEST A QUOTE

MOULDINGS ONE




Bungalow Baseboard

S4S [3/4 x 5-1/4]

5106 [1/2 x 3/4]

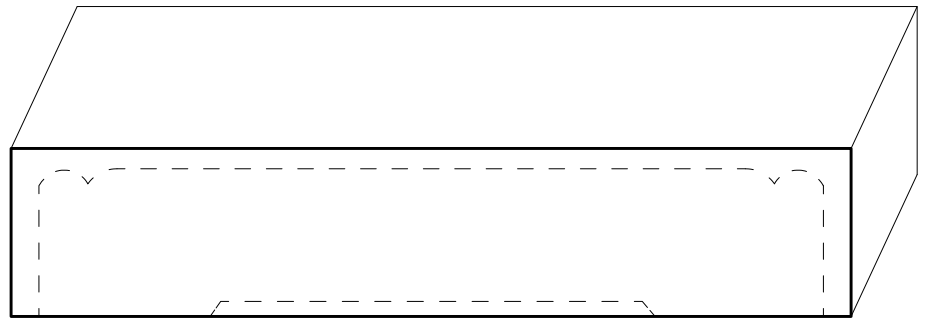
Baseboards in bungalow homes combine form and function to create a simple unadorned style while covering the transition line between the floor and the wall. Typically wider and simpler than other styles, bungalow baseboards help to subtly tie a room together.



Bungalow Casing

1023 [3/4 x 4]

Casing inside of Bungalow homes is intentionally wide to emphasize windows and doors. These large unembellished casings help to announce the structural features of the home with a confident, direct style.



Bungalow Plinth Block

S4S [7/8 x 4-1/8]

Plinth blocks are used in home architecture to evoke a weighted sturdy essence from door trim and baseboards. While simple, these natural blocks add structure to spaces and help to ground transition ways within a home.

Wood Combination - Bungalow

13851 STATION ROAD, MIDDLEFIELD, OHIO 44062

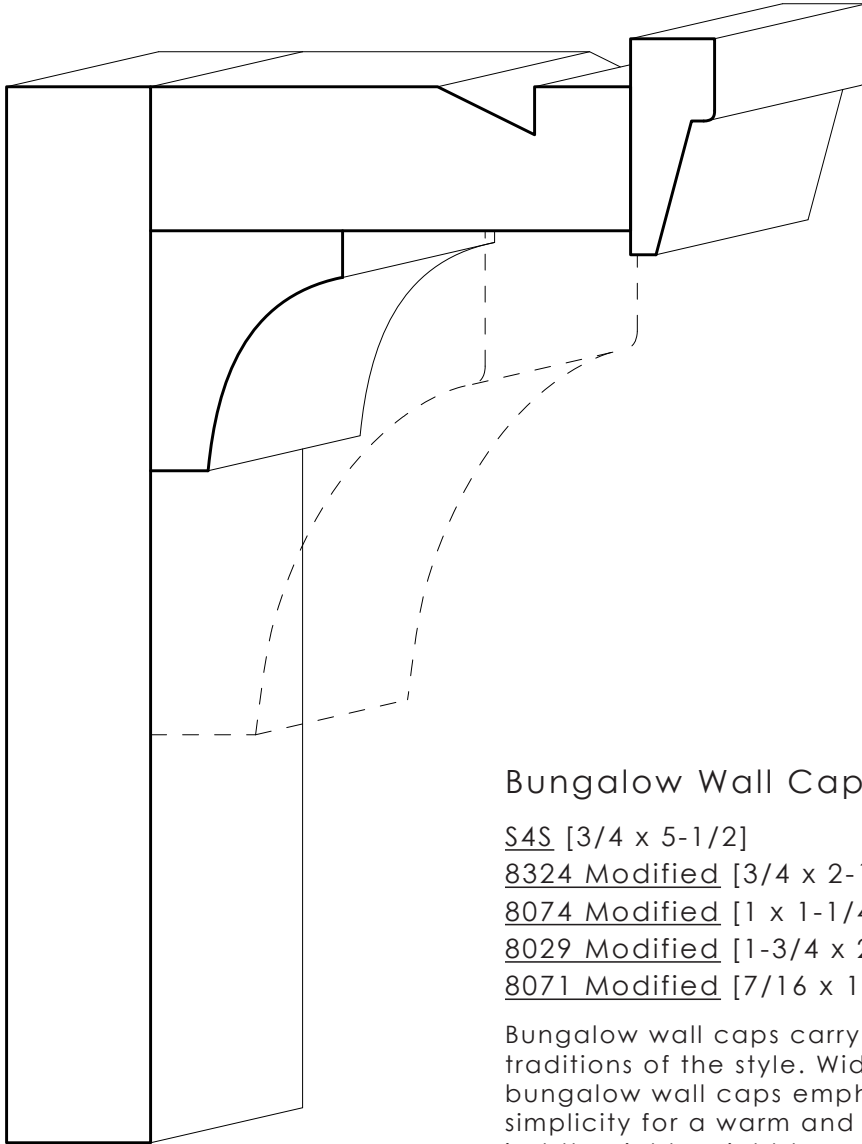
P. 440-834-3420 OR 1-877-708-4095 E. SALES@MOULDINGSONE.COM

HOURS: MON.-FRI. 8AM-4:30PM, SAT. 8AM-12NOON

www.mouldingsone.com

CALL OR EMAIL TO REQUEST A QUOTE

MOULDINGS ONE



Bungalow Wall Cap

S4S [3/4 x 5-1/2]

8324 Modified [3/4 x 2-1/2]

8074 Modified [1 x 1-1/4]

8029 Modified [1-3/4 x 2-5/8]

8071 Modified [7/16 x 1-1/8]

Bungalow wall caps carry on the architectural traditions of the style. Wider than other styles, bungalow wall caps emphasize practicality and simplicity for a warm and organic feeling that adds just the right weight to a room.

Wood Combination - Bungalow

13851 STATION ROAD, MIDDLEFIELD, OHIO 44062

P. 440-834-3420 OR 1-877-708-4095 E. SALES@MOULDINGSONE.COM

HOURS: MON.-FRI. 8AM-4:30PM, SAT. 8AM-12NOON

www.mouldingsone.com

CALL OR EMAIL TO REQUEST A QUOTE