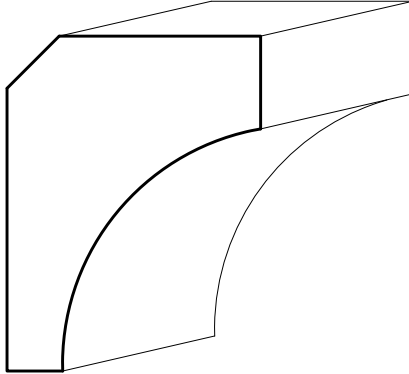



MOULDINGS ONE



Craftsman Crown Moulding

3113 [1-3/4 x 1-5/16]

Like other Craftsman moldings, crown profiles capture the simple, handcrafted motifs common throughout Arts & Crafts style homes. Crown molding in Craftsman homes may be as unadorned as the base molding, but simple concave shapes were also popular.

Craftsman Baseboard Moulding

S4S [3/4 x 7-1/4]

Craftsman baseboards feature simple profiles without embellishments. The profiles above capture the look of traditional base molding typical of Craftsman style homes.

In-Stock Wood Combination - Craftsman

13851 STATION ROAD, MIDDLEFIELD, OHIO 44062
P. 440-834-3420 OR 1-877-708-4095 E. SALES@MOULDINGSONE.COM
HOURS: MON.-FRI. 8AM-4:30PM, SAT. 8AM-12NOON
www.mouldingsone.com

CALL OR EMAIL TO REQUEST A QUOTE

MOULDINGS ONE

Craftsman Casing #1

S4S [3/4 x 3-1/2]

The decorative framing above embodies casing profiles commonly placed around the interior doors and windows of Craftsman homes.

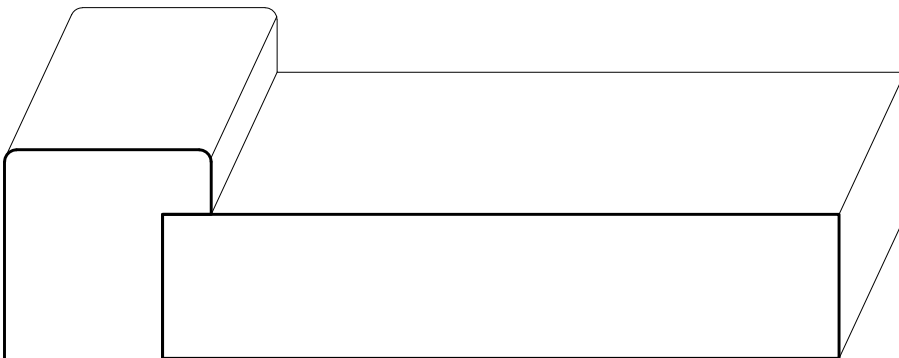


Craftsman Casing #2

7131 [1-1/16 x 1-1/16]

S4S [3/4 x 3-1/2]

Add extra thickness to Craftsman style door and window trim by combining the above profiles. This combination of planed wood molding and backband is perfect for adding depth to complement thicker baseboards or chair rail.



In-Stock Wood Combination - Craftman

13851 STATION ROAD, MIDDLEFIELD, OHIO 44062
P. 440-834-3420 OR 1-877-708-4095 E. SALES@MOULDINGSONE.COM
HOURS: MON.-FRI. 8AM-4:30PM, SAT. 8AM-12NOON
www.mouldingsone.com

CALL OR EMAIL TO REQUEST A QUOTE