


# MOULDINGS ONE

IN-STOCK MOULDINGS AND PRODUCTS







## ABOUT OUR IN-STOCK PRODUCTS

The following pages feature products that Mouldings One carries in stock. We are continuously adding to our collection to best serve our customer's needs. Please provide any feedback on products that you would like to see in-stock that will help make your job easier.

Please note that we also provide a wide range of other products and services. To see a listing, view the Products and Services pages in this catalog.

Visit our website for printed and digital resources to view our moulding collection, historic architectural styles, and how to use them.

## ABOUT OUR MOULDINGS

Choose or match from our extensive library of mouldings arranged by shape, size, and style for which tooling already exists. With our quick machinery set-up and in-house knife grinding, you will find production times meet most schedules. Any of the mouldings throughout this catalog can be produced in a hardwood or softwood species of your choice and most can be modified for length, width, and thickness. Our panel mold and base caps can have a rabbet designed for recessed paneling or used as a wainscot cap. For all non-stock profiles, a set-up charge will be assessed for production runs less than 499 lineal feet and no set-up charge for orders exceeding 500 lineal feet.

## CUSTOM MOULDINGS

If you wish to create a moulding that is not found in our collection, our workshop can produce custom tooling to precisely match sketched drawings, architectural blueprints, or existing wood samples.

## IN-STOCK MOULDINGS (PGS. 28-47)

Mouldings One produces a wide selection of in-stock wood mouldings available for immediate delivery and pick-up. We offer the finest quality and most accurate cut moulding profiles with sharp corners, smooth facias, and robust curvatures.


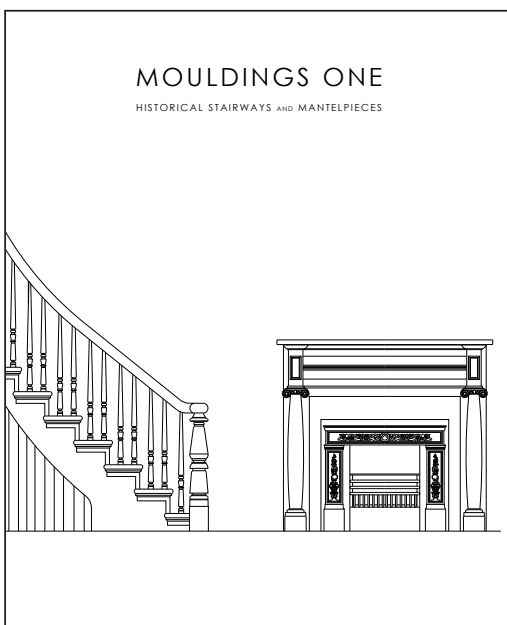
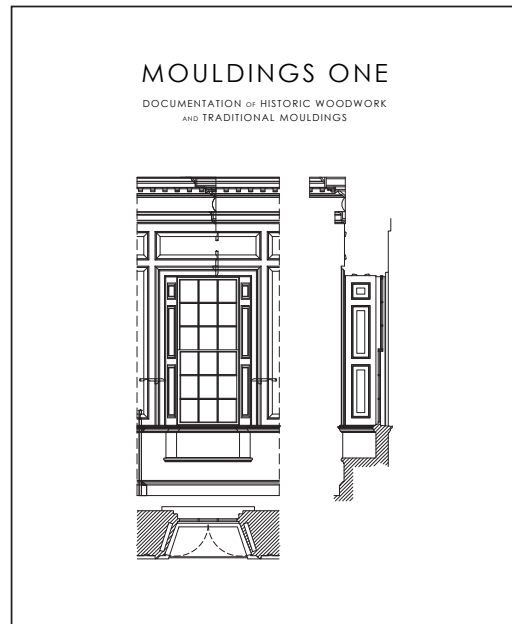

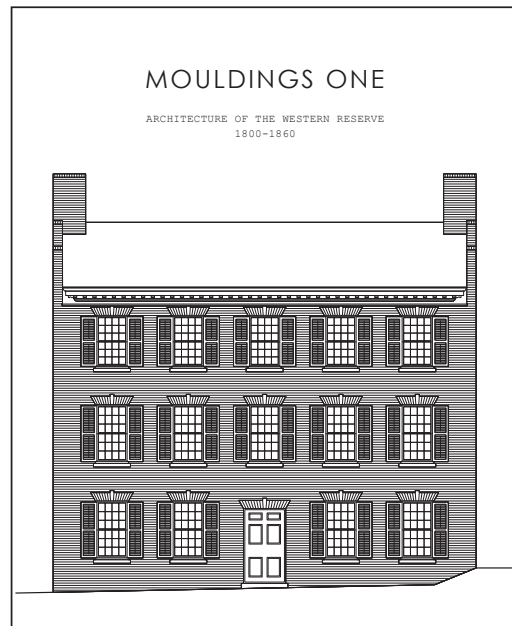
Our in-stock wood mouldings are composed of true geometric forms, such as coves, cymas, ovolos, and ogees used in classical and traditional architecture. This will provide an opportunity to follow historical precedent when balancing them with proportion and scale, and will distinguish your work from the ordinary.

## IN-STOCK COMBINATIONS (PGS. 56-61)

Select one of our in-stock combinations and achieve the look you envision. We used a variety of in-stock wood mouldings and researched historical resources to create this series of stylistically consistent millwork packages. For an expanded view of available custom packages, visit our website at [www.mouldingsone.com/architectural-styles/](http://www.mouldingsone.com/architectural-styles/).

## FINGER-JOINTED, PRIMED & SANDED OPTION

Save on product cost and time on the job site by selecting finger-jointed or primed mouldings that are sanded and ready to paint.



## VISIT US ONLINE

Along with our entire moulding collection arranged by shape, size, and style, and our gallery of over forty Architectural Styles, we invite you to explore our ever-growing online museum. We have transcribed thousands of historical mouldings throughout the United States from a variety of sources. We believe drawing attention to these examples and making them available to a larger audience, there will be a growth in public awareness, appreciation, and preservation of our ever-disappearing American architectural legacy. Search history and observe the moulding details, blueprints, and photos of our past. Our mission is to showcase and share the documentation we have gathered for others to embrace as an educational tool.

## DOWNLOAD MOULDING PROFILES

Download our complete line of moulding profiles in DWG or PDF format from our website in full scale at [MouldingsOne.com](http://MouldingsOne.com).

## OUR PUBLICATIONS AVAILABLE ONLINE

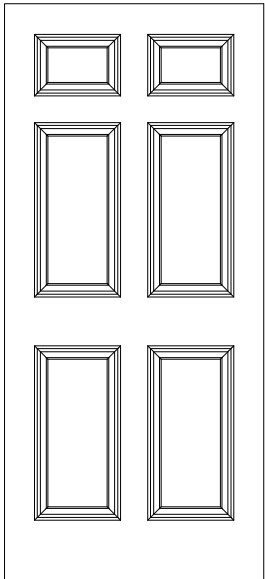
Mouldings One offers, for free and downloadable, seven books on our website for builders, craftsmen, and enthusiasts to explore and learn about mouldings, historic architectural styles, and how to use them.






8-9	DOORS
9	PLYWOOD
10-11	ULTRA BARN DOOR HARDWARE
12-14	DOOR LEVERS, KNOBS & DEADBOLTS
15	POCKET DOOR LOCK HARDWARE
16	DOOR STOPS
17	HANDRAIL BRACKETS
17	CLOSET SHELF MATERIALS
18	NEWEL POSTS & BALUSTERS
19	ROSETTES
20-21	STAIR PARTS INSTALLATION TOOLS
22-23	MOHAWK FINISHING PRODUCTS
24-25	PRODUCTS & SERVICES
26	TOOLS
28-47	IN-STOCK WOOD MOULDINGS
48-55	IN-STOCK MDF MOULDINGS
56-61	IN-STOCK WOOD COMBINATIONS


DOORS



COLONIST




CARRARA

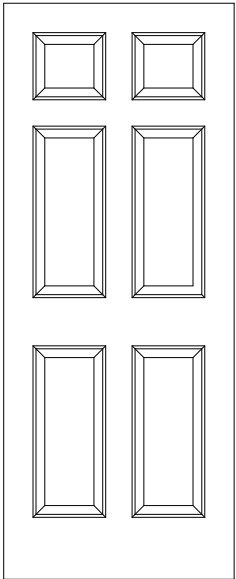


CAIMAN

JELD-WEN MOLDED WOOD COMPOSITE INTERIOR DOORS  
Available in solid-core or hollow-core.




C22




C66

2-PANEL AND 6-PANEL INTERIOR DOORS


Stile and rails are manufactured with LVL technology to eliminate warping with solid MDF panels for increased strength and stability  
Primed with three coats of water based white primer for a smooth durable finish that is ready to paint.




C11-SQ



C22-SQ



C30-SQ



C55-SQ

1-PANEL, 2-PANEL, 3-PANEL, AND 5-PANEL INTERIOR DOORS

Stile and rails are manufactured with LVL technology to eliminate warping with solid MDF panels for increased strength and stability.  
Primed with three coats of water based white primer for a smooth durable finish that is ready to paint.

PLYWOOD

IMPORT WHITE BIRCH

1/4 x 4 x 8  
1/2 x 4 x 8  
3/4 x 4 x 8

ROTARY CUT POPLAR

B-4 1/4 x 4 x 8  
B-2 1/2 x 4 x 8  
C-2 3/4 x 4 x 8



ARTISAN WHITE BIRCH G1S

1/4 x 4 x 8  
1/2 x 4 x 8  
3/4 x 4 x 8

ROTARY CUT RED OAK

A-4 1/4 x 4 x 8  
B-2 1/2 x 4 x 8  
A-1 3/4 x 4 x 8



NATURAL BIRCH

B-4 1/4 x 4 x 8  
B-2 1/2 x 4 x 8  
B-2 3/4 x 4 x 8

ROTARY CUT NATURAL MAPLE

B-4 1/4 x 4 x 8  
B-2 3/4 x 4 x 8



MDF

1/4 x 4 x 8  
1/2 x 4 x 8  
3/4 x 4 x 8

ROTARY CUT WHITE MAPLE

A-1 1/2 x 4 x 8

ROTARY CUT SHOP GRADE BIRCH

3/4 x 4 x 8

PARTICLE BOARD

3/4 x 4 x 8

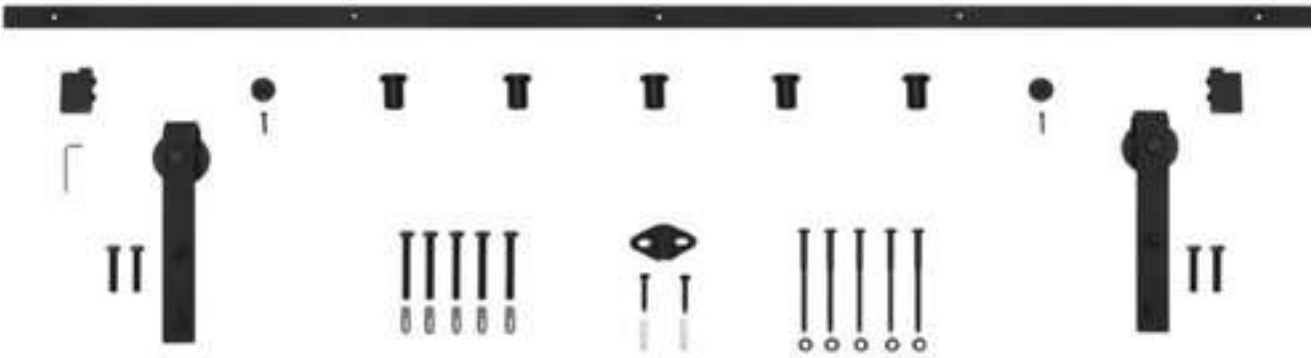
ULTRA BARN DOOR HARDWARE



STRAIGHT STRAP BARN DOOR KIT  
Available in 78-3/4" and 96"



BENT STRAP BARN DOOR KIT  
Available in 78-3/4" and 96"



1 rail, predrilled for mounting, 2 matching hangers, wall spacers, lag screws, washers, machine screws, masonry anchors, screws for attaching hangers, door stop set, anti-jump bumpers, nylon floor guide for mortised doors



STRAIGHT STRAP HANGER KIT  
2 matching hangers, mounting bolts and screws, door stop, anti-jump bumpers, nylon floor guide



BENT STRAP HANGER KIT  
2 matching hangers, mounting bolts, screws, door stop, anti-jump bumpers, nylon floor guide

BARN DOOR TRACK KIT  
Available in 78-3/4" and 96"

1 rail, predrilled for mounting, wall spacers, lag screws, washers, machine screws, masonry anchors

# ULTRA BARN DOOR HARDWARE



## BARN DOOR SOFT CLOSE ADAPTER KIT

For all flat rail barn door kits  
Two-piece set for soft close in both directions  
Mounts behind rail



## BARN DOOR BYPASS CONVERSION BRACKET

Mounting to wall, includes 2 lag screws, 2 machine screws with masonry anchors

Mounting rail to bracket, includes 2 bolts with washers and nuts



## TRACK JOINER KIT

Plate, 4 screws, and 4 nuts



## STANDARD FLAT RAIL STOP

2 Rubber bump stops



## 1-ROLLER BARN DOOR GUIDE

1 guide, 2 screws, and 2 drywall anchors



## 2-ROLLER BARN DOOR GUIDE

Includes 1 guide, 2 screws, and 2 drywall anchors



## RECESSED BARN DOOR HANDLE

4-3/4" zinc diecast, furnished with 2 screws



## PRIVACY BARN DOOR LATCH

Includes 5 screws, 4 washers and keeper for installation



## U-STYLE BARN DOOR GUIDE

Includes 1 guide, 2 screws and 2 drywall anchors



## STRAP BOLTS

Available in 1-3/8" and 1-3/4"  
1 bolt, washer, and cap nut



## WALL SPACER KIT

1 screw, bolt, spacer, washer and anchor

## DOOR LEVERS, KNOBS & DEADBOLTS



SEA CLIFF PASSAGE  
Better Home Products



NEW WATERFRONT PASSAGE  
Better Home Products



BAKER BEACH PASSAGE  
Better Home Products



SEA CLIFF PRIVACY  
Better Home Products



NEW WATERFRONT PRIVACY  
Better Home Products



BAKER BEACH PRIVACY  
Better Home Products



SEA CLIFF DUMMY  
Better Home Products



NEW WATERFRONT DUMMY  
Better Home Products



BAKER BEACH DUMMY  
Better Home Products



SEA CLIFF KEYED  
Better Home Products



NEW WATERFRONT KEYED  
Better Home Products



BAKER BEACH KEYED  
Better Home Products

Door levers, door knobs and deadbolts available in satin nickel and matte black.

\*BHP New Waterfront available only in Satin Nickel and Dark Bronze.

## DOOR LEVERS, KNOBS & DEADBOLTS



PACIFICA PASSAGE  
Better Home Products



TIBURON PASSAGE  
Better Home Products



NOE VALLEY PASSAGE  
Better Home Products



PACIFICA PRIVACY  
Better Home Products



TIBURON PRIVACY  
Better Home Products



NOE VALLEY PRIVACY  
Better Home Products



PACIFICA DUMMY  
Better Home Products



TIBURON DUMMY  
Better Home Products



NOE VALLEY DUMMY  
Better Home Products



PACIFICA KEYED  
Better Home Products



TIBURON KEYED  
Better Home Products



NOE VALLEY KEYED  
Better Home Products



DOOR LEVERS, KNOBS & DEADBOLTS



LATITUDE HALL/CLOSET  
Schlage



ACCENT HALL/CLOSET  
Schlage



GEORGIAN HALL/CLOSET  
Schlage



SINGLE CYLINDER DEADBOLT  
Schlage



LATITUDE BED/BATH  
Schlage



ACCENT BED/BATH  
Schlage



GEORGIAN BED/BATH  
Schlage



CYLINDER DEADBOLT  
Schlage



LATITUDE DUMMY  
Schlage



ACCENT DUMMY  
Schlage



GEORGIAN DUMMY  
Schlage



LATITUDE KEYED ENTRY  
Schlage



ACCENT KEYED ENTRY  
Schlage



GEORGIAN KEYED ENTRY  
Schlage

Door levers, door knobs and deadbolts available in satin nickel and matte black.

## POCKET DOOR LOCK HARDWARE



POCKET DOOR PASSAGE

Kwickset

Available in antique brass, polished brass,  
oil rubbed bronze, and satin nickel



POCKET DOOR PRIVACY

Kwickset

Available in antique brass, polished brass,  
oil rubbed bronze, and satin nickel



POCKET DOOR PASSAGE

Better Home Products

Available in dark bronze, matte black,  
and satin nickel



POCKET DOOR PRIVACY

Better Home Products

Available in dark bronze, matte black,  
polished brass, and satin nickel



SQUARE PASSAGE

Stone Harbor

Available in antique brass



SQUARE PASSAGE

Stone Harbor

Available in polished brass



SQUARE PRIVACY

Stone Harbor

Available in antique brass

## DOOR STOPS



3-1/8" SPRING DOOR STOP

Better Home Products

Also available in polished Brass



4" SOLID DOOR STOP

Better Home Products



DELUXE HINGE PIN STOP

Better Home Products

Better Home Products available in satin nickel, dark bronze, and matte black.



3" DOOR STOP

Emtek



HINGE PIVOT STOP

Emtek

Emtek available in satin nickel, oil rubbed bronze, flat black, and polished brass.



3" HEAVY DUTY DOOR STOP

Stone Harbor

Available in antique brass



HEAVY DUTY HINGE PIN STOP

Stone Harbor

Available in antique brass



HINGE PIN STOP WITH FOOT

Stone Harbor

Available in polished brass



4" HEAVY DUTY DOOR STOP

Stone Harbor

Available in polished brass

## HANDRAIL BRACKETS / CLOSET SHELF MATERIAL



DELUXE HANDRAIL BRACKET  
Better Home Products



HANDRAIL  
Stone Harbor  
Available in antique brass



HANDRAIL  
Stone Harbor  
Available in polished brass



JUMBO HANDRAIL BRACKET  
Better Home Products



HEAVY DUTY HANDRAIL  
Stone Harbor  
Available in antique brass



HEAVY DUTY HANDRAIL  
Stone Harbor  
Available in Polished Brass

Better Home Products are available in satin nickel, dark bronze, matte black, and polished bronze.

## CLOSET SHELF MATERIALS



1-1/16" ECONOMY CLOSET ROD  
Knape & Vogt  
Available in 6', 8', 10' & 12' lengths



CLOSED FLANGE  
Knape & Vogt



OPEN FLANGE  
Knape & Vogt

Knape & Vogt closet shelf materials available in chrome.

NEWEL POSTS & BALUSTERS



3-1/2" STARTING NEWEL  
48" Length  
Maple and Poplar



3-1/2" LANDING NEWEL  
58" Length.  
Maple and Poplar



3-1/2" BOX NEWEL  
56" Length  
Red Oak and Poplar



6-1/4" BOX NEWEL  
55" Length  
Red Oak, Poplar, and Primed



6-1/4" RECESSED NEWEL  
55" Length  
Poplar and Primed



1-1/4" SQUARE BALUSTER  
34", 38" or 42" Length  
Poplar and Primed



1-3/4" SQUARE BALUSTER  
34", 38" or 42" Length  
Poplar and Primed



1/2" PLAIN  
Iron Baluster  
Low Sheen Black



1/2" FLAT SHOE  
Iron shoe with set screw  
Low Sheen Black



1/2" SINGLE BASKET  
Iron Baluster  
Low Sheen Black



1/2" DOUBLE BASKET  
Iron Baluster  
Low Sheen Black



1/2" SINGLE KNUCKLE  
Iron Baluster  
Low Sheen Black



1/2" PITCH SHOE  
Iron shoe with set screw  
Low Sheen Black



1/2" SINGLE TWIST  
Iron Baluster  
Low Sheen Black



1/2" DOUBLE TWIST  
Iron Baluster  
Low Sheen Black



1/2" DOUBLE KNUCKLE  
Iron Baluster  
Low Sheen Black



ROUND ROSETTE

4-9/16"

Poplar, Red Oak, Maple  
and Cherry



OVAL ROSETTE

6-1/2" X 4-7/16"

Poplar, Red Oak, Maple  
and Cherry



RECTANGLE ROSETTE

6" X 4-5/16"

Poplar, Red Oak, Maple  
and Cherry



STAIR PARTS INSTALLATION TOOLS



**RAIL & POST FASTENER**  
Fasten handrails to posts or posts to stair risers.  
Poplar, Red Oak and Maple



**RAIL BOLT KIT**  
Attach handrail to newel, wall, handrail or fitting to fitting.  
Poplar and Red Oak



**RAIL BOLT KIT**  
Attach handrail to newel, wall, handrail or fitting to fitting. 10 pack.  
Poplar and Red Oak



**FLUSH MOUNT KIT**  
Fasten handrail to newels in flush mount applications.  
Poplar and Red Oak



**SURE-TITE POST FASTENER**  
Includes 10-3/4" bolt and wood plug.  
Poplar and Red Oak



**SURE-TITE POST FASTENER**  
Includes 16" bolt and wood plug.  
Red Oak



**NEWEL MOUNTING KIT**  
Fully concealable. Use on finished floors surfaces, landings, and starting steps



**KEYLOCK POST FASTENER**  
Fully concealable. Use on finished floors surfaces, ceramic tile, and concrete



**NEWEL POST MOUNTING KIT**  
Mount 3" to 3-1/2" newel posts on finished floor surfaces.  
Poplar, Red Oak and Maple



**NEWEL POST MOUNTING PLATE**  
Mount 3" to 3-1/2" newel posts on finished floor surfaces. Does not include screws.



**RAILS2POST CONNECTOR**  
Connect two rails to a post to post newel on a level run. For 3", 3-1/4" and 3-1/2" newels



**TOGGLE BOLT POST FASTENER**  
Mount newel posts on starting steps.  
Red Oak



**1/2" TAPERED PLUGS**  
Designed to cover bolt holes in handrail and newel posts  
Red Oak



**1" TAPERED RAIL PLUG**  
Designed to cover bolt holes in handrail and newel posts  
Poplar and Red Oak

## STAIR PART INSTALLATION TOOLS



### DOWEL-FAST

5/16" x 2-1/2" full thread dowel screws used to attach balusters to treads.  
50 pack



### RAIL BOLT RUNNER

Drill attachment for driving dowel screws into wood baluster bases



### DOWEL-FAST TAP

Attachment drills and taps holes for tightening dowel screwed balusters into treads



### CENTAUR

Centers 9/32" hole in baluster bases for dowel-fast screws  
Fits 1-1/4" and 1-3/4" balusters



### INSERT-RUNNER

Drill attachment used with Flush and Newel Mounting Kit to drive 3/4" x 1" threaded insert



### DOWEL RUNNER TOOL

Drill attachment for driving dowel screws



### ANGLED ZIPBOLT

Use to connect handrail to a post to post newel at the bottom end of the stair rake.



### ANGLED SLIPFIX ZIPBOLT

Attach handrail to a post to post newel at the top of the stair rake. 2 Pack



### SLIPFIX ZIPBOLTS

Use to connect level handrail to post to post newels. 2 Pack includes Red Oak wood plugs and driver



### ZIPBOLT RAILBOLT

Attach handrail to fitting or handrail to handrail



### ZIPBOLT TOOL

The Zipbolt Driver is used in place of an allen wrench to install Zipbolt connectors.



### VERSATOOL

Locates holes as well as starts and drives 5/6" rail bolts and tightens 1/2" hex nuts



### EPOXY ADHESIVE KIT

Job-Lit kit includes a built-in dispensing system, a 5 oz. Adhesive Cartridge and nozzle

L.J. Smith Stair Systems hardware and tools designed specifically for stair installers to strengthen and speed up installations. Newel mounting kits, baluster and handrail fasteners, wood plugs, and epoxy.



MOHAWK FINISHING PRODUCTS

EPOXY PUTTY STICK

Mohawk's Epoxy Putty Stick enables you to restore, repair all kinds of wood and other hard surfaces.  
Available in a 12 Pack Assortment or Individually.



Pine			
Mahogany	Walnut		Natural Oak
Cherry	Oak/Light Walnut		Natural Maple
Black	Raw Umber		Natural Alder

BONDO WOOD FILLER

Bondo Wood Filler can handle any wood repair ranging from the smallest to largest of projects; filling in minor furniture damage or rebuilding a missing piece of wood.  
Available in 1 Quart.



BONDO RED CREAM HARDNER

A hardening agent designed to use with Wood Filler, putties and glazes. The cream hardener is easy to use and changes color during mixing to ensure the desired consistency has been achieved.



BONDO ALL-PURPOSE WHITE CREAM HARDNER

A hardening agent designed to use with Wood Filler, putties and glazes. The white color allows for keeping the mixture the natural color of the filler/glaze or adding a customized tint if necessary.



WATER BASE WOOD FILLER

Mohawk Water Base Paste Wood Filler has been designed to allow the professional to create a smooth, closed grain surface on open grain wood and is excellet for filling end grain.  
Available in 1 Quart.





## WOOD REPAIR

A high quality wood filler that is uniform and readily workable. Fills cracks, gouges, knotholes, nail holes, and other defects in wood. Wood Repair is Zwaterproof, can be stained and may be used indoors or outdoors.

Quart: Natural, Red Oak, Oak, Cherry/Dark Mahogany, Walnut, and Pine  
Pint: Natural



## PATCHAL PUTTY

Mohawk's Patchal Putty is simply the best finish putty that you will ever use. Patchal Putty is designed to be used on finished wood to fill nail holes, miter joints and cabinet seams. This putty is great for picture frames, trim and moulding.

Black  
White  
Beige Tone  
Lt. Red Mahogany  
Cordovan  
Cherry  
Warm Cherry  
Cinnamon  
Natural Cherry  
Hickory  
Mocha  
Extra Dark Walnut  
Van Dyke Brown  
Nat. Maple Laminate

Natural Oak  
Natural Maple  
Raw Sienna  
Nutmeg  
Honey Spice  
Fawn  
Nebulous Gray  
Whiskey Barrel  
Autumn Harvest  
Gray Wolf  
Gun Metal Gray  
Antique  
Charcoal  
Espresso

Slate  
English Leather  
Burgandy Trace  
Platinum Gray  
Driftwood  
Wedgestone  
River Rock  
Vanilla Souffle  
Eiffel Tower  
Divinity  
Fireside  
Flint

## HOT STUFF INSTANT GLUE

Incredible strength... Easy to use... Dries instantly with accelerator solvent.

Available in three different viscosities to handle a variety of repair jobs, including anything from wobbly chairs to china or glass.

Original (Red) - 1 oz. or 2 oz.      Hot Stuff Activator  
Gap Filling (Yellow) - 1 oz. or 2 oz.      Hot Stuff Solvent  
Ultra Gap Filling (Green) - 2 oz.      Hot Stuff Tips with Caps



PRODUCTS & SERVICES



COLUMNS



COUNTERTOPS



DOORS



DOOR HARDWARE



FLOORING



LIVE EDGE



STAIR PARTS



STAIR TREADS



PREFINISHING

We offer a wide range of products to assist you and your team. Ask a Mouldings One representative for more information on any of the following.

BALDWIN® **Kwikset** **SCHLAGE** EMTEK. **BHP**  
BETTER HOME  
PRODUCTS



TRUSTILE® **woodport** **JELD-WEN**  
A MAYNARD BRAND INTERIOR DOORS WINDOWS & DOORS

**M** MASONITE **ROCK VALLEY** **THERMA TRU** **SHUSTER'S**  
Door DOORS BUILDING COMPONENTS

White River **FYPON** **EKENA**  
MILLWORK





## TOOLS



Mouldings One carries a variety of tools and accessories to assist any builder for any project. We are Geauga County's Largest Supplier of Freud and Diablo Tools.



## IN-STOCK MOULDINGS

Mouldings One produces a wide selection of in-stock wood mouldings available for immediate delivery and pick-up. We offer the finest quality and most accurate cut moulding profiles with sharp corners, smooth facias, and robust curvatures.

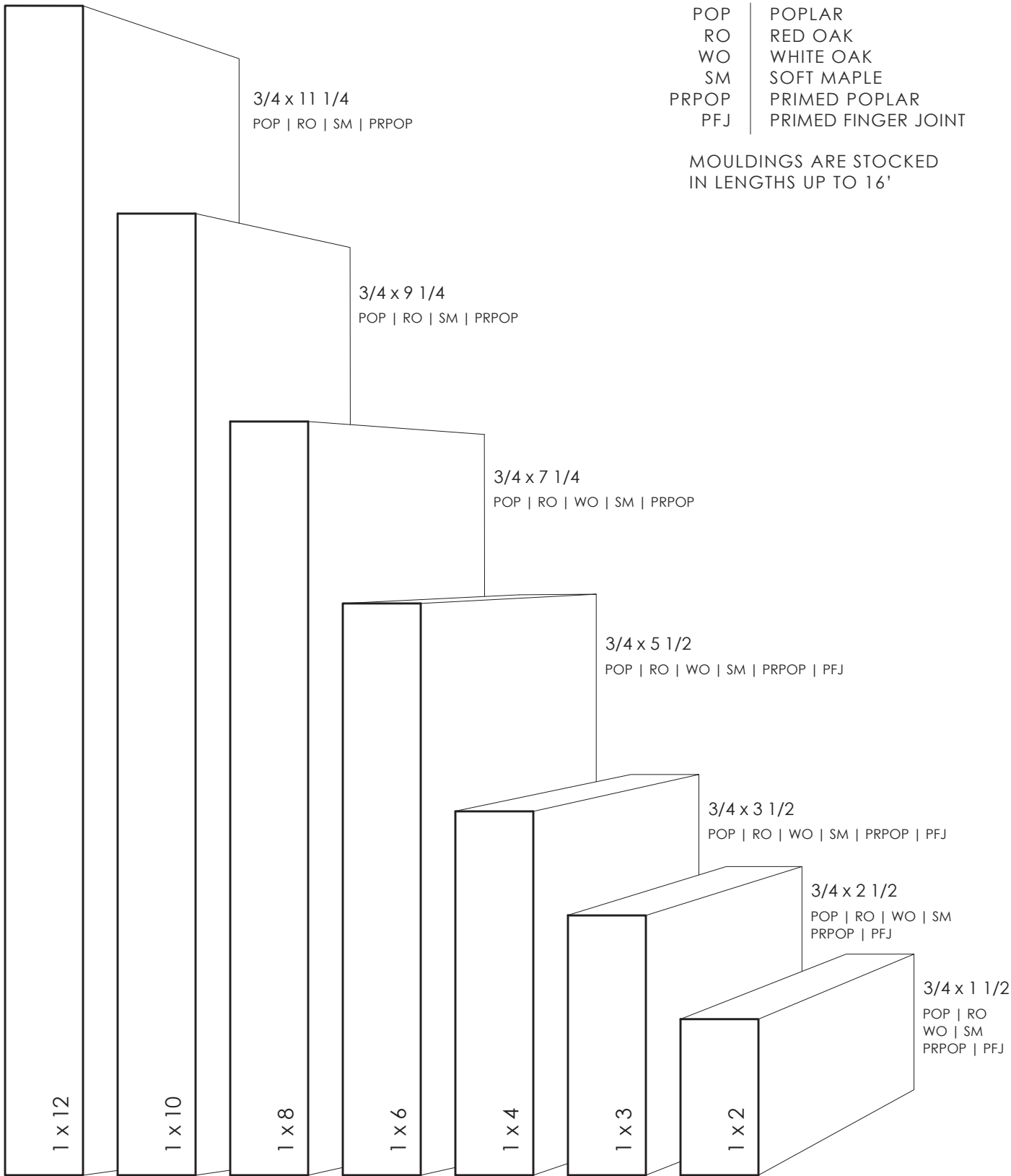
Our in-stock wood mouldings are composed of true geometric forms, such as coves, cymas, ovolos, and ogees used in classical and traditional architecture. This will provide an opportunity to follow historical precedent when balancing them with proportion and scale, and will distinguish your work from the ordinary.

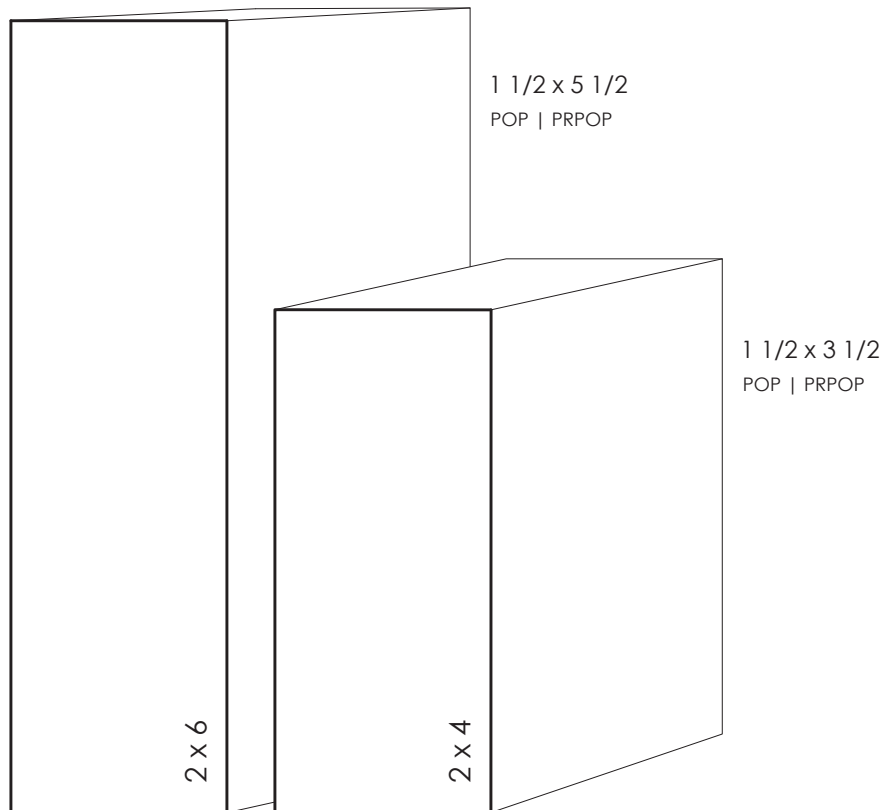
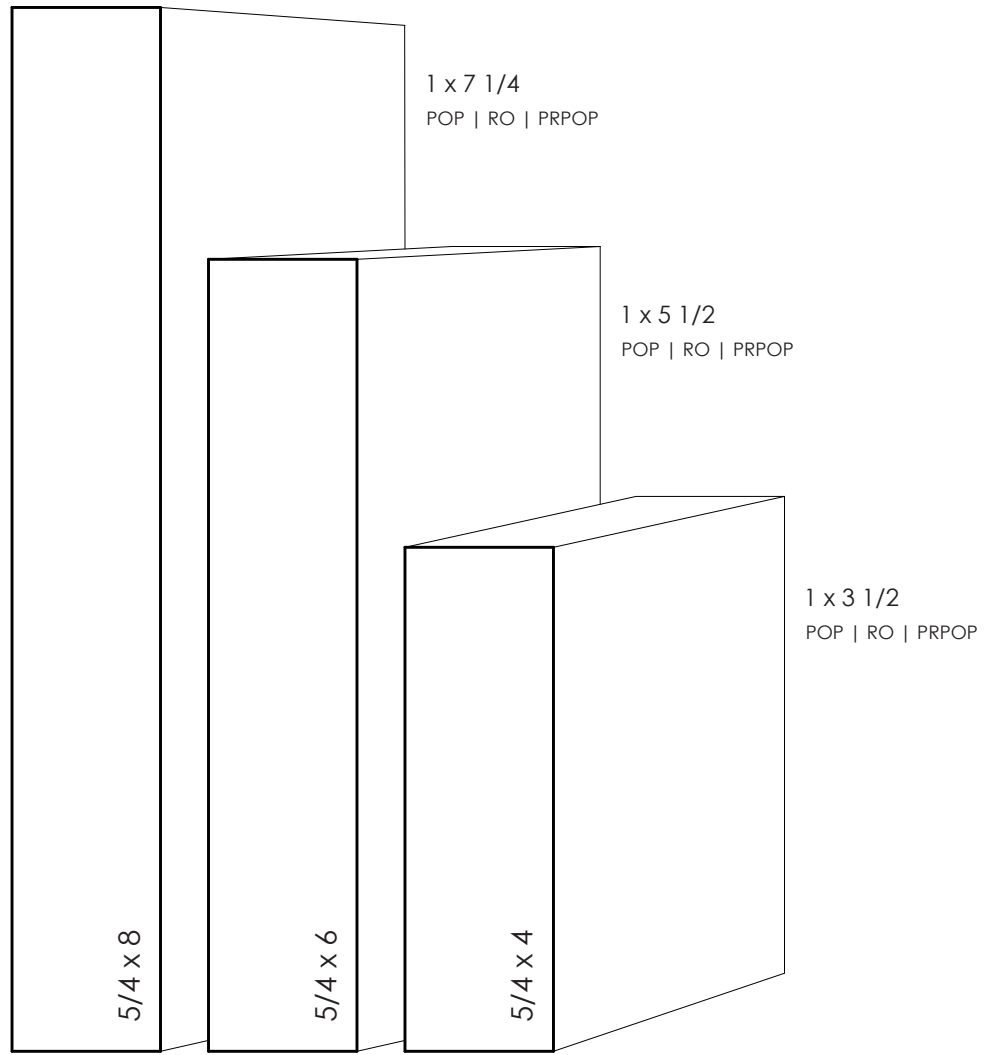
## IN-STOCK COMBINATIONS

Select one of our in-stock combinations and achieve the look you envision. We used a variety of in-stock wood mouldings and researched historical resources to create this series of stylistically consistent millwork packages. For an expanded view of available custom packages, visit our website at [www.mouldingsone.com/architectural-styles/](http://www.mouldingsone.com/architectural-styles/).

## FINGER-JOINTED, PRIMED & SANDED OPTION

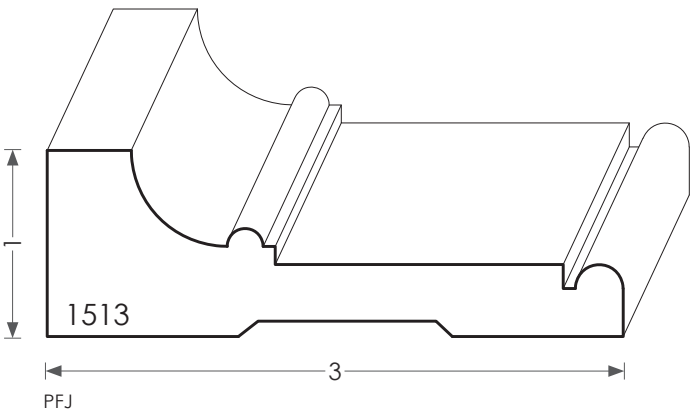
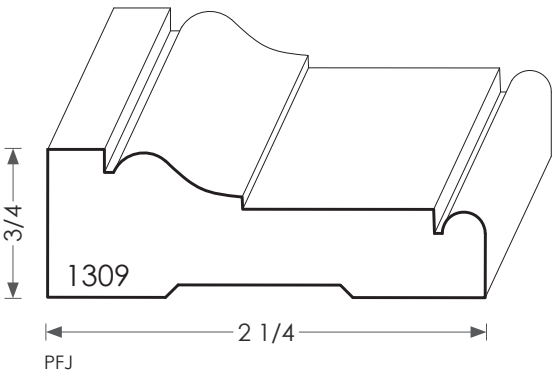
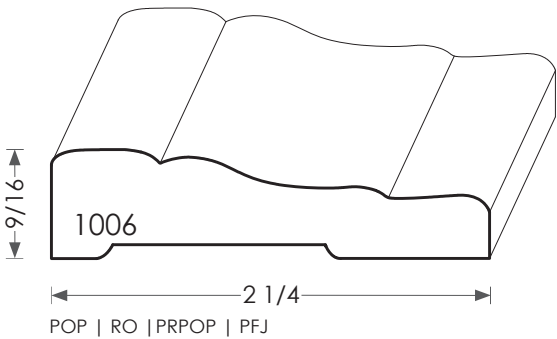
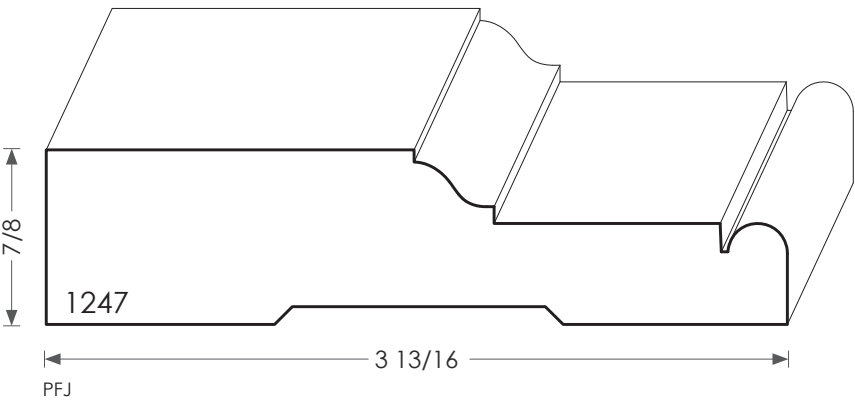
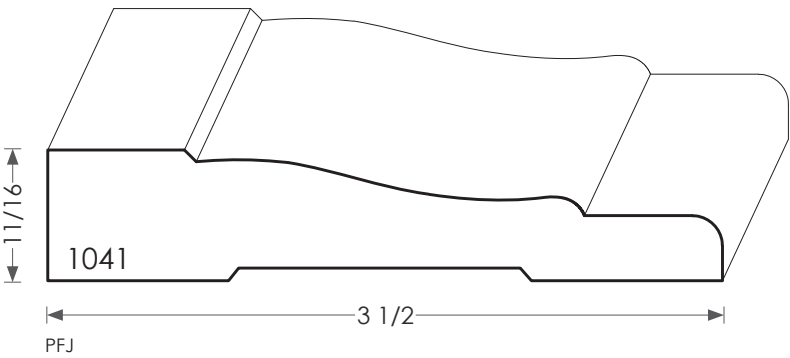
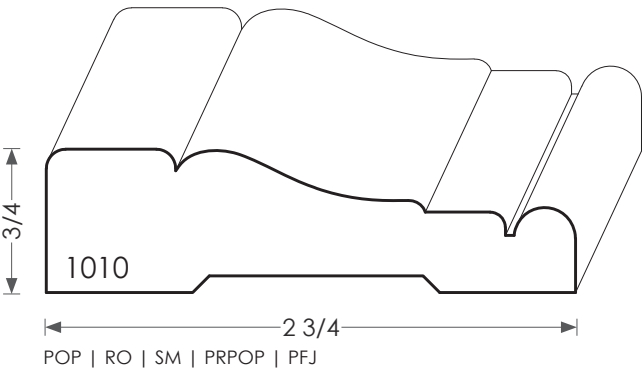
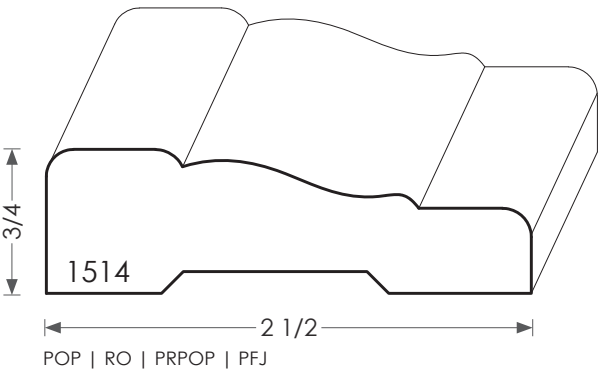
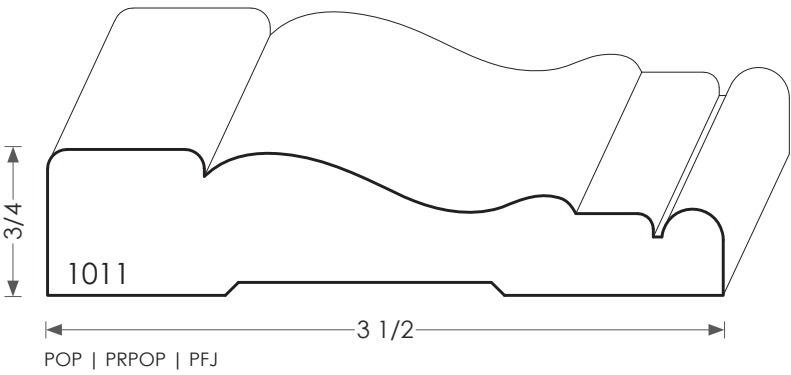
Save on product cost and time on the job site by selecting finger-jointed or primed mouldings that are sanded and ready to paint.

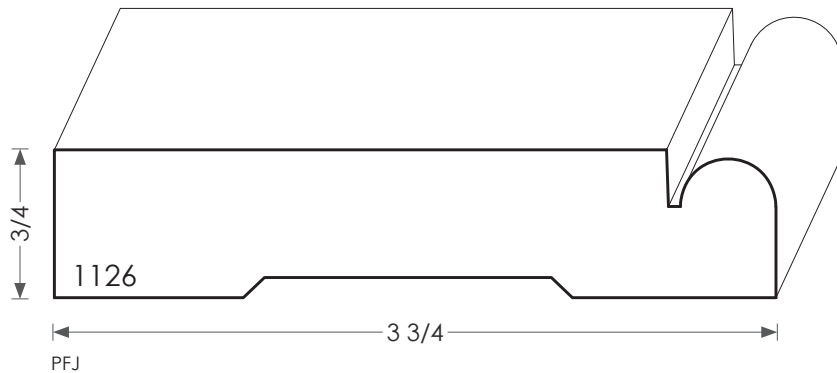
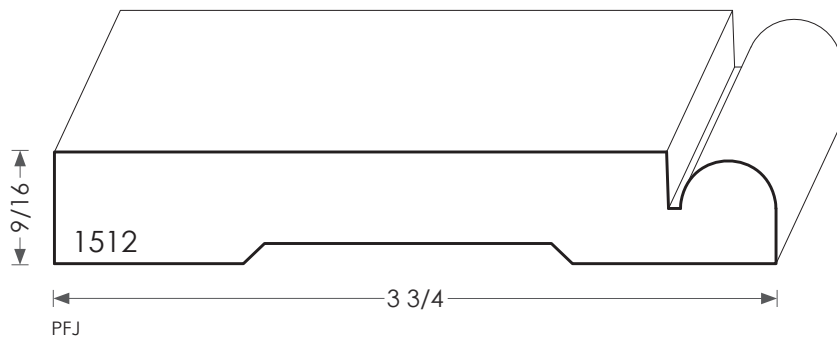
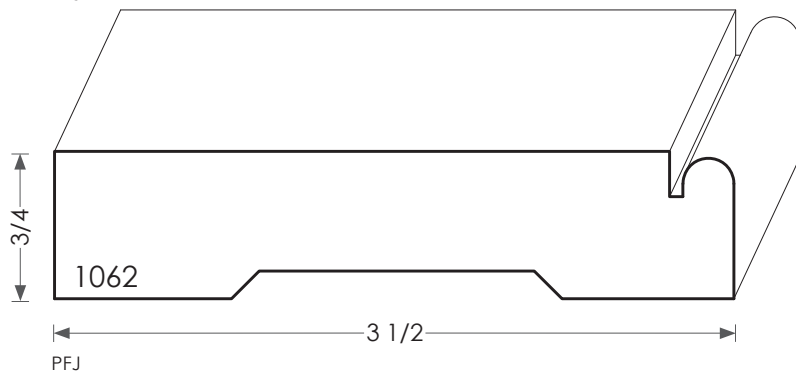
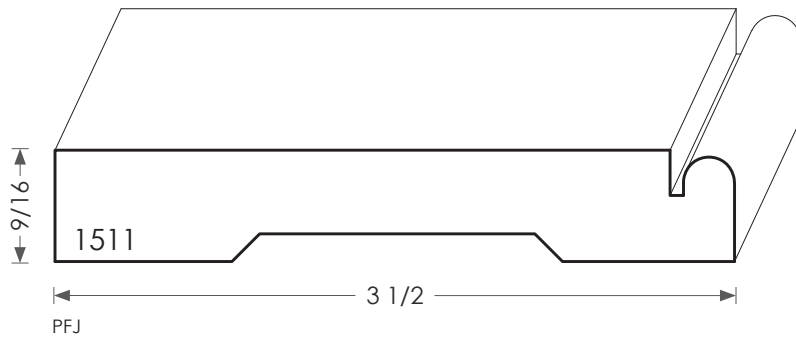
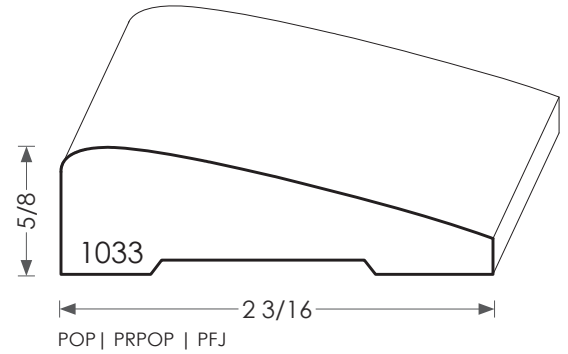
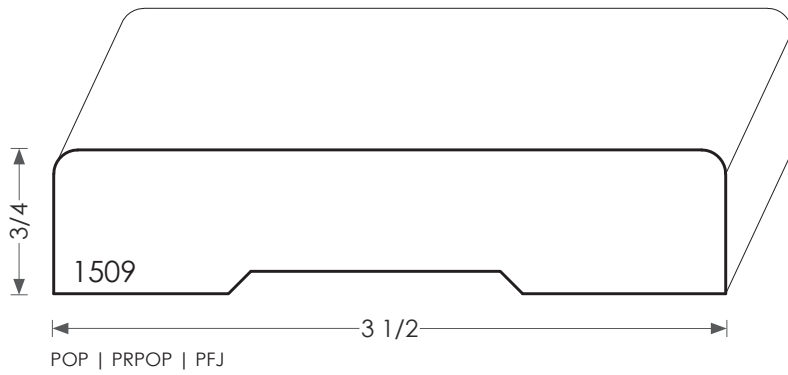






CASING

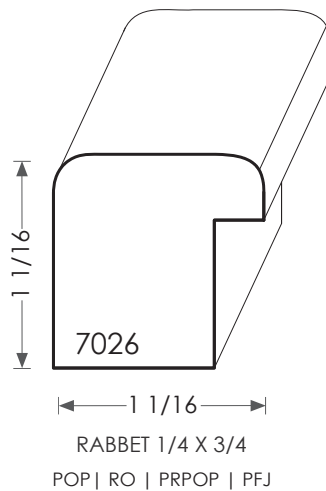
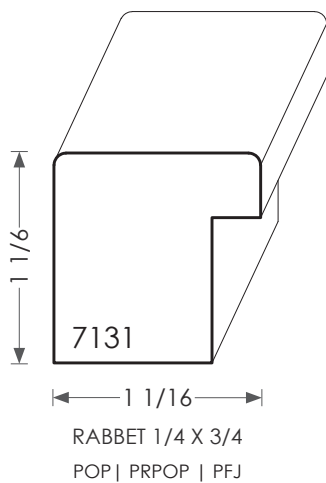
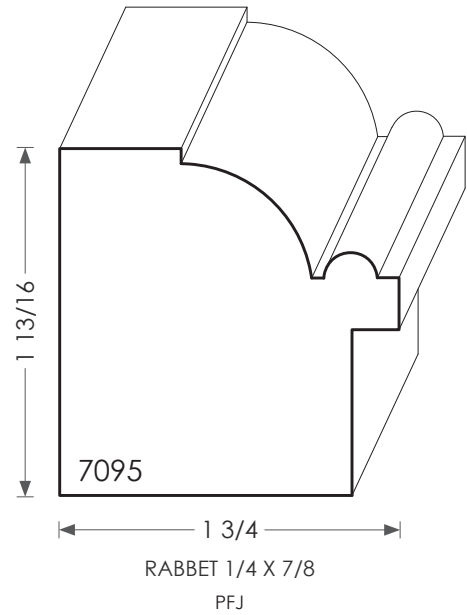
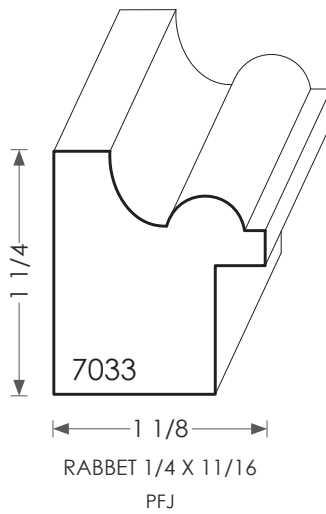
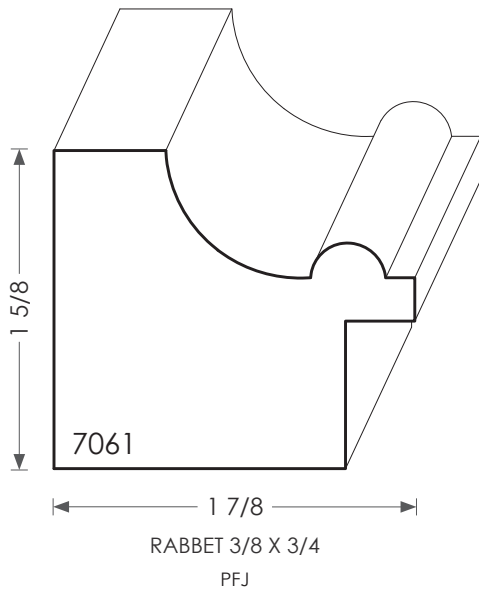
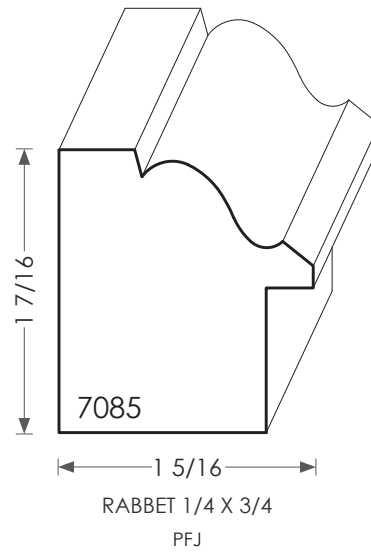
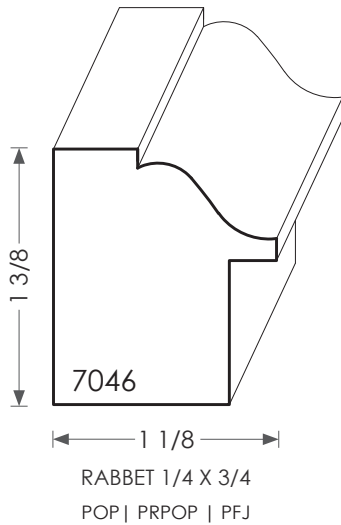
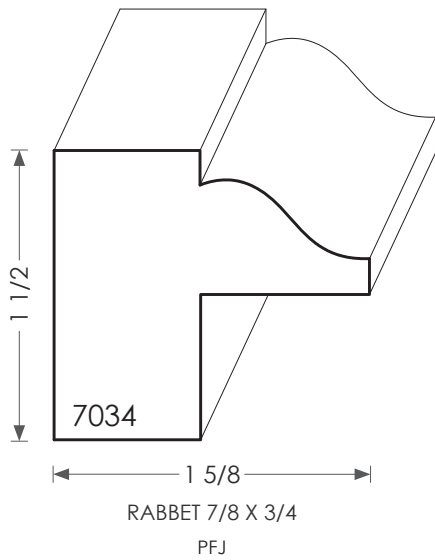




POP	POPLAR
RO	RED OAK
WO	WHITE OAK
SM	SOFT MAPLE
PRPOP	PRIMED POPLAR
PFJ	PRIMED FINGER JOINT

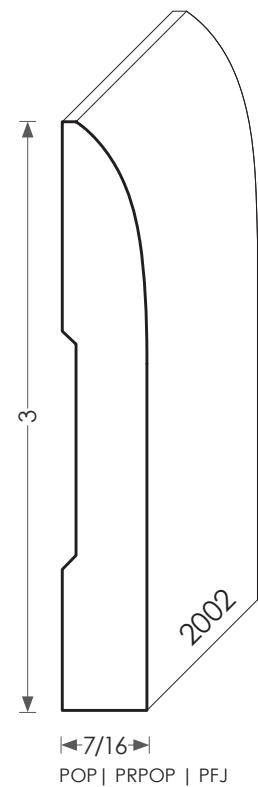
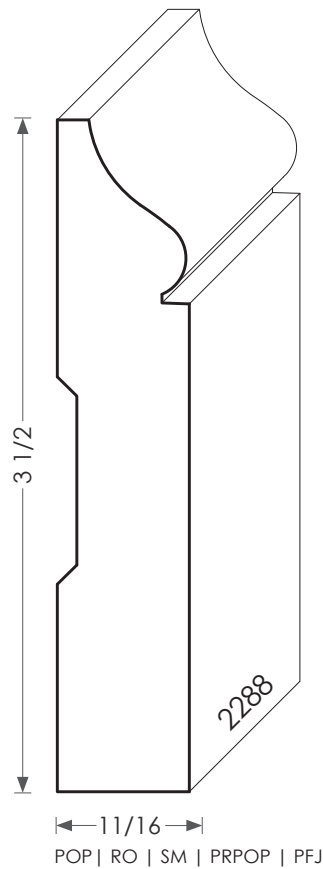
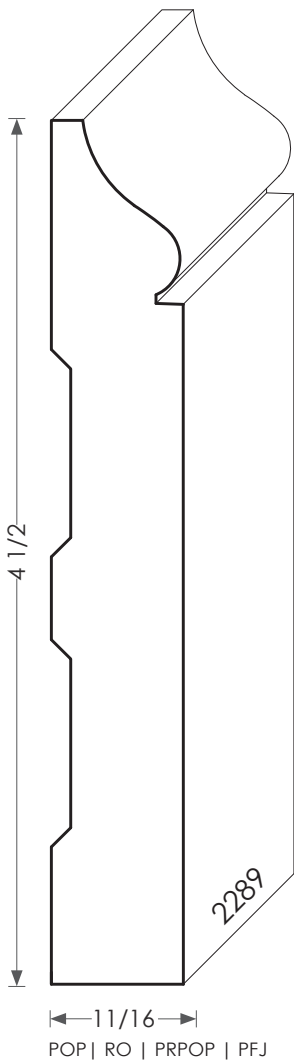
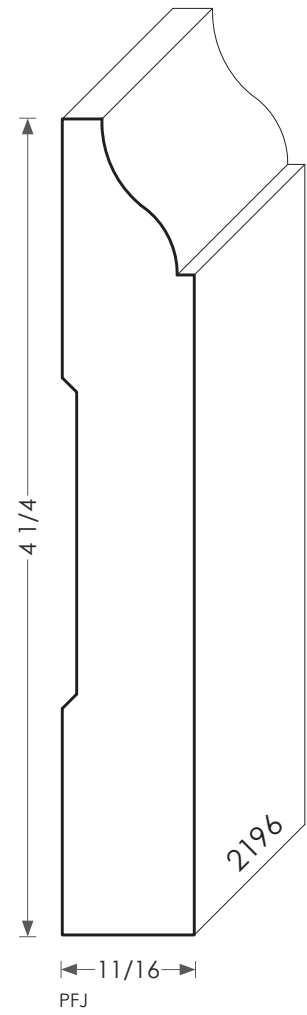
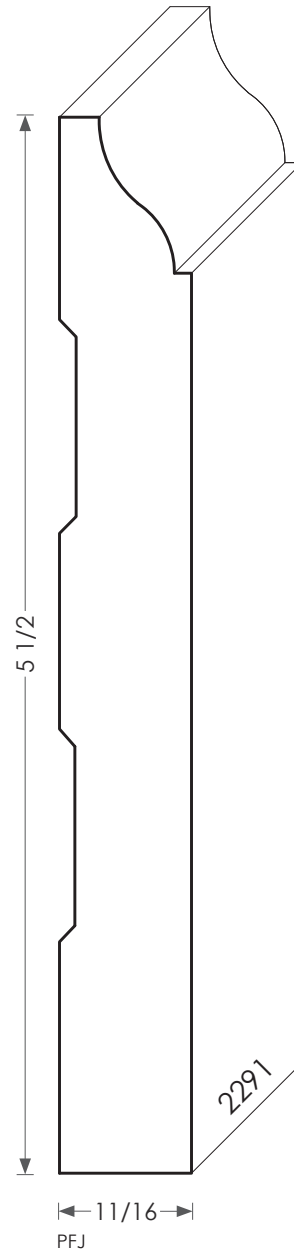

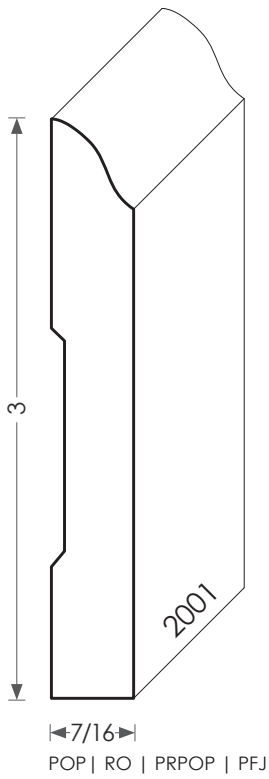
MOULDINGS ARE STOCKED  
IN LENGTHS UP TO 16'

BACKBAND

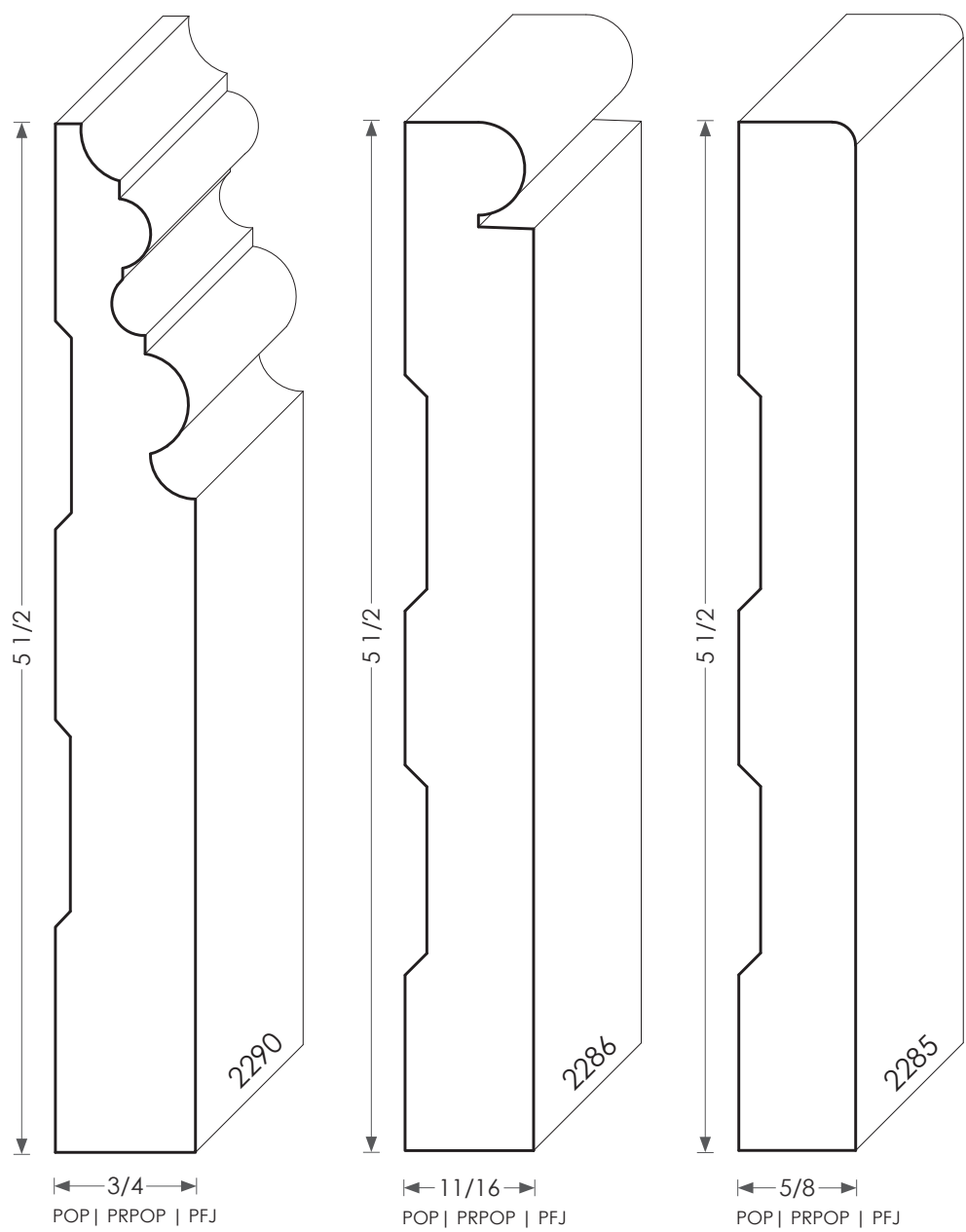


POP	POPLAR
RO	RED OAK
WO	WHITE OAK
SM	SOFT MAPLE
PRPOP	PRIMED POPLAR
PFJ	PRIMED FINGER JOINT

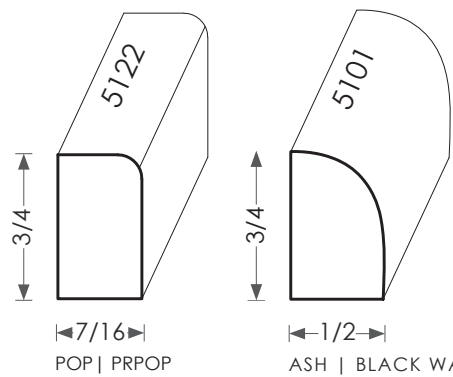
MOULDINGS ARE STOCKED  
IN LENGTHS UP TO 16'



BASEBOARD / SHOE



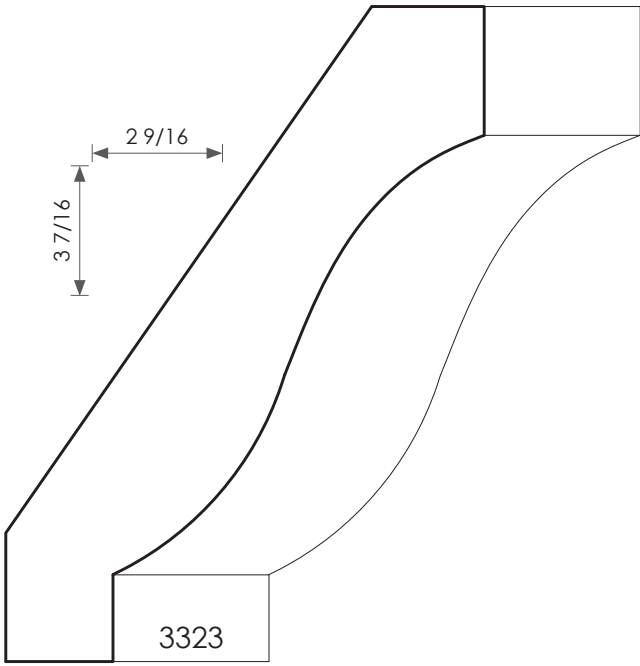
SHOE



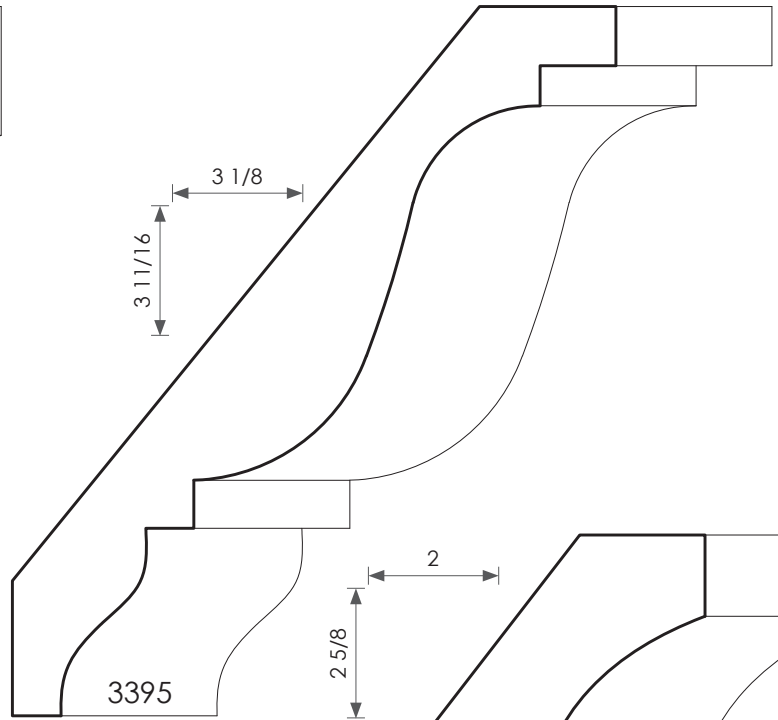
POP	POPLAR
RO	RED OAK
WO	WHITE OAK
SM	SOFT MAPLE
PRPOP	PRIMED POPLAR
PFJ	PRIMED FINGER JOINT

MOULDINGS ARE STOCKED  
IN LENGTHS UP TO 16'

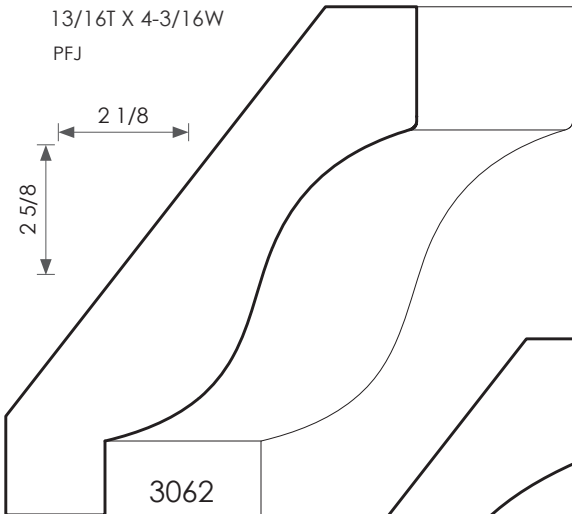
ASH | BLACK WALNUT | BRAZILIAN CHERRY | CHERRY  
CLEAR WHITE PINE | HICKORY | HARD MAPLE | KNOTTY ALDER  
POPLAR | POPLAR PRIMED | RED OAK | SOFT MAPLE | WHITE OAK



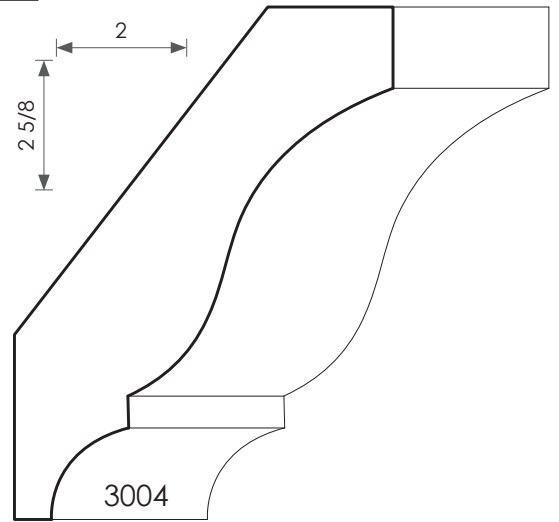
13/16T X 4-3/16W  
PFJ



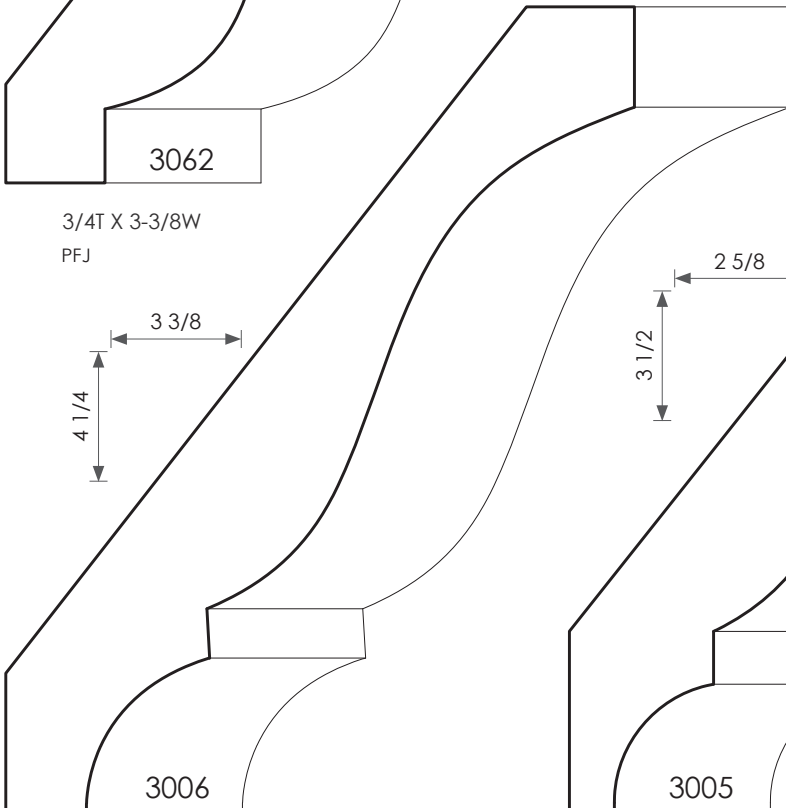
3/4T X 4-7/8W  
POP | PRPOP | PFJ



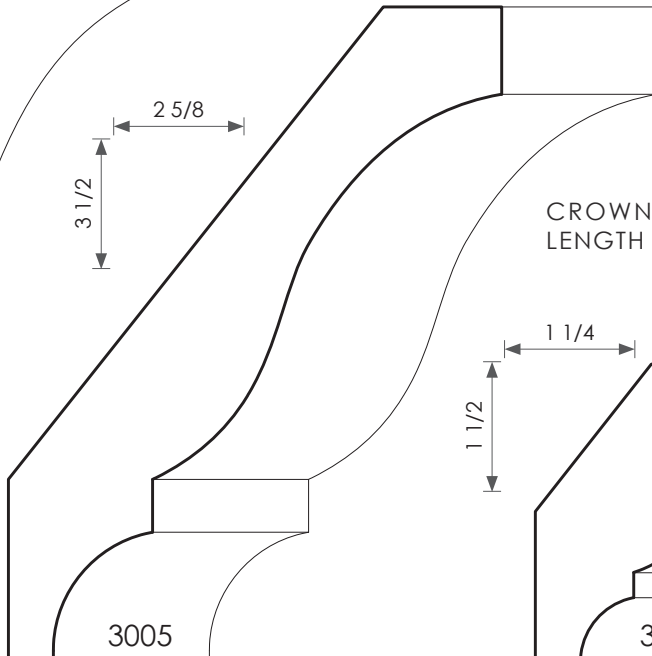
3/4T X 3-3/8W  
PFJ



3/4T X 3-1/4W  
POP | RO | PRPOP | PFJ

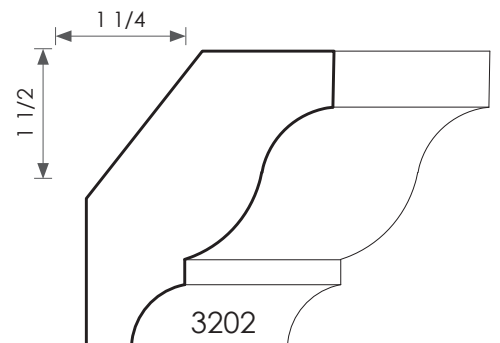


3/4T X 5-1/4W  
POP | RO | PRPOP | PFJ



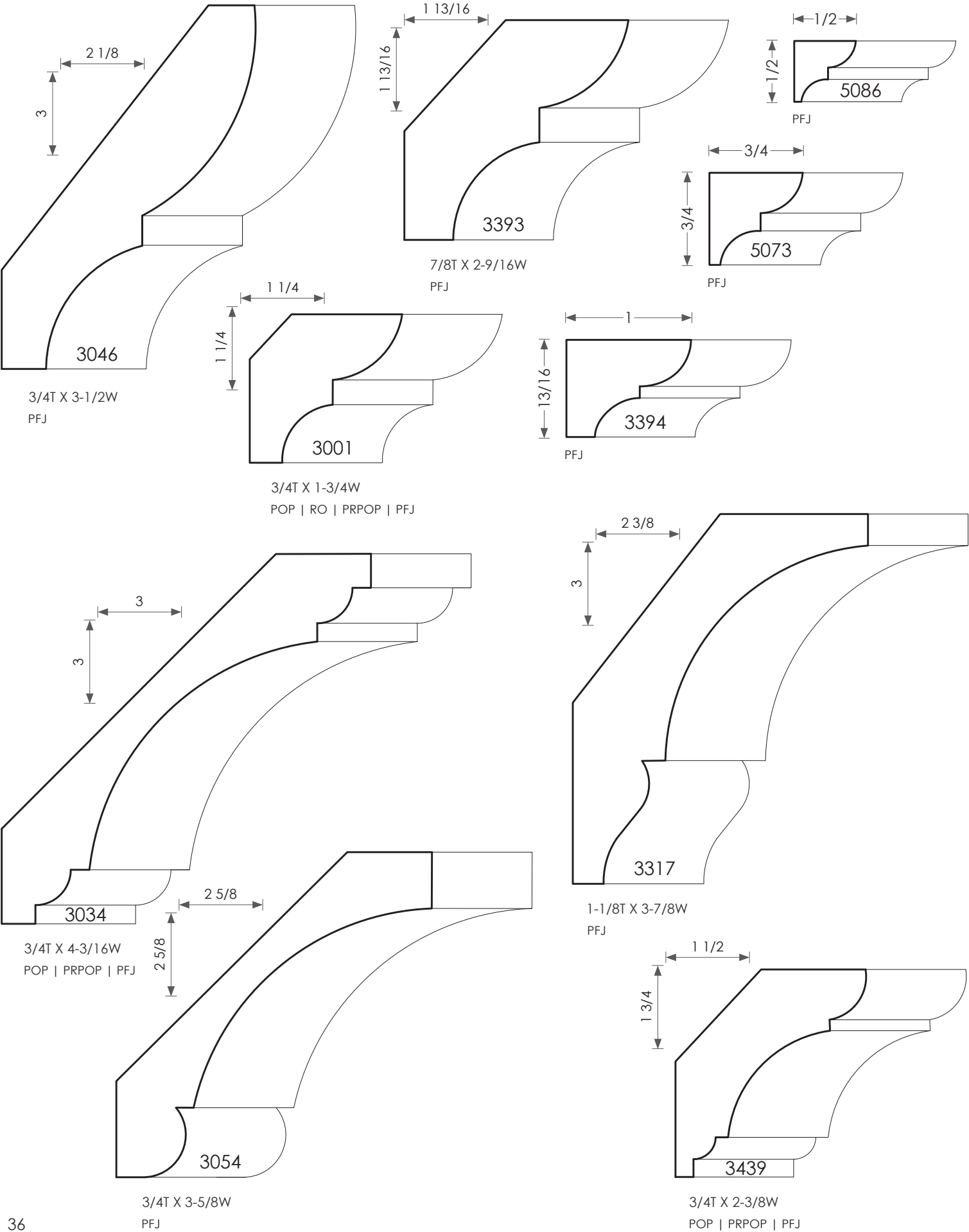
3/4T X 4-1/4W  
POP | PRPOP | PFJ

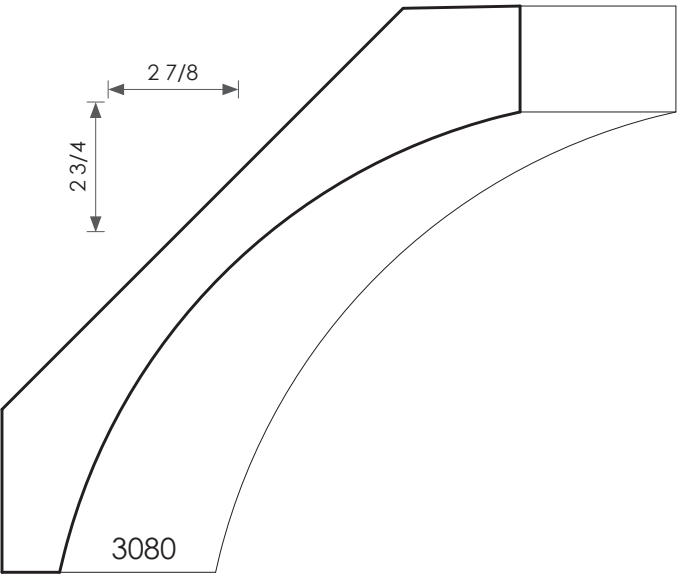
CROWN MEASURES FARTHEST  
LENGTH AND WIDTH.



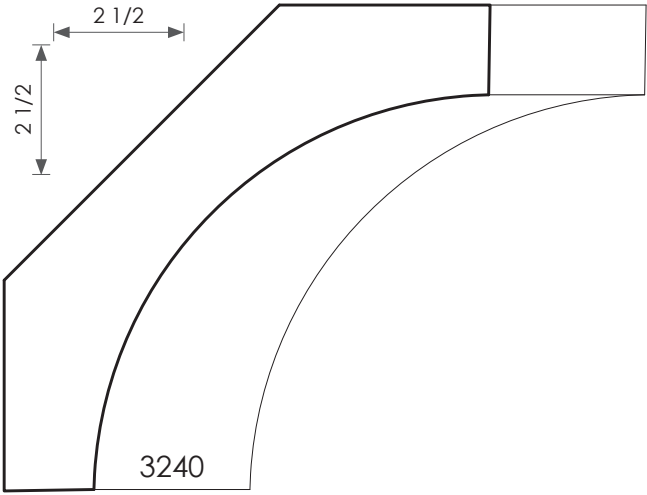
3/4T X 2W  
PFJ

CROWN





3/4 X 4W  
POP | PRPOP | PFJ



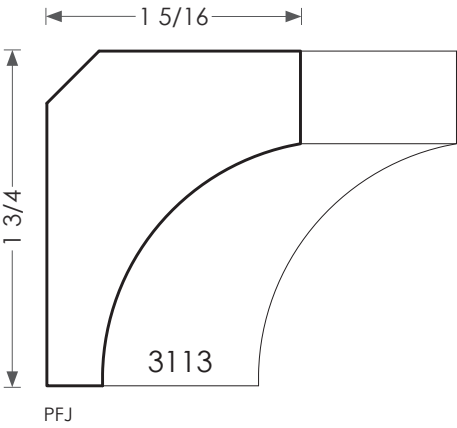
1-1/8T X 3-1/2W  
PFJ

POP	POPLAR
RO	RED OAK
WO	WHITE OAK
SM	SOFT MAPLE
PRPOP	PRIMED POPLAR
PFJ	PRIMED FINGER JOINT

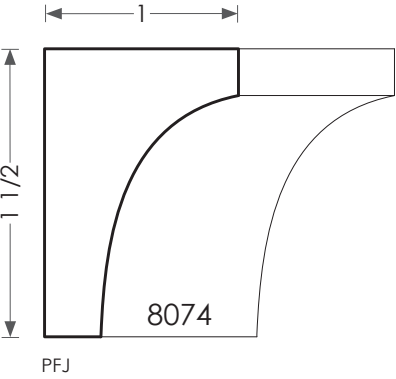
CROWN MEASURES FARTHEST  
LENGTH AND WIDTH.

MOULDINGS ARE STOCKED  
IN LENGTHS UP TO 16'

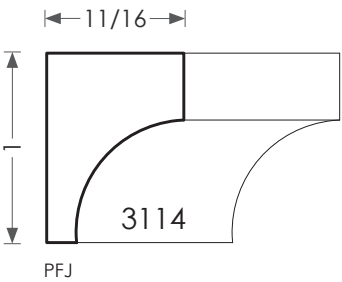
COVE



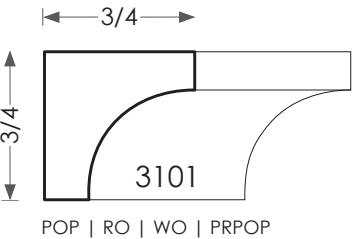
PFJ



PFJ



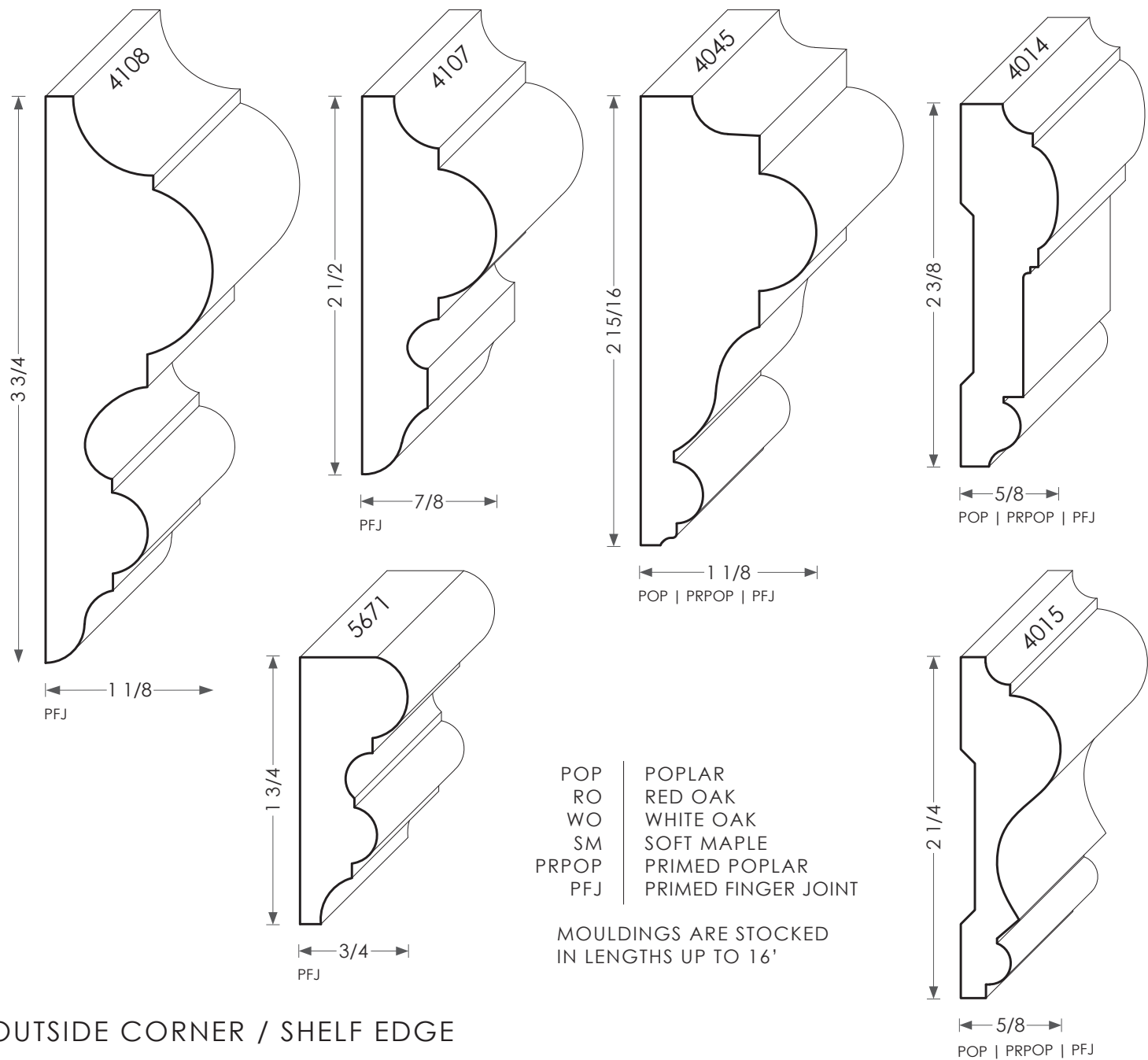
PFJ



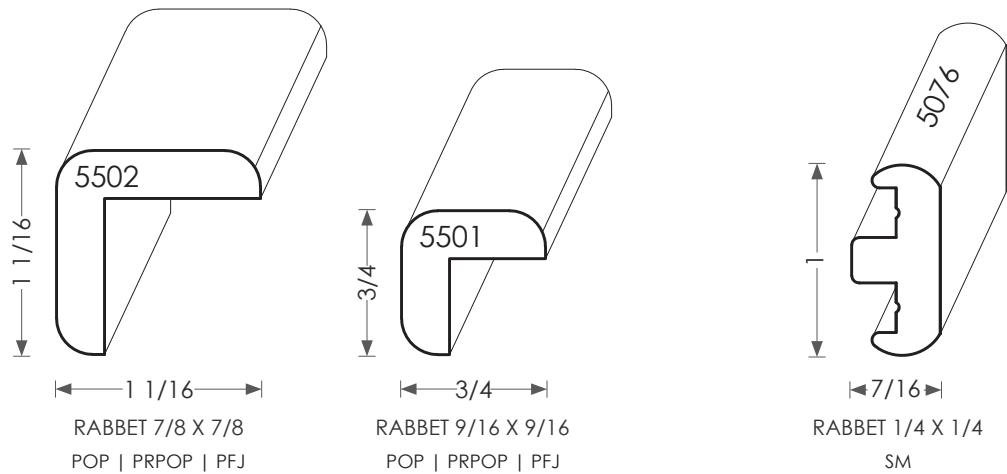
POP | RO | WO | PRPOP

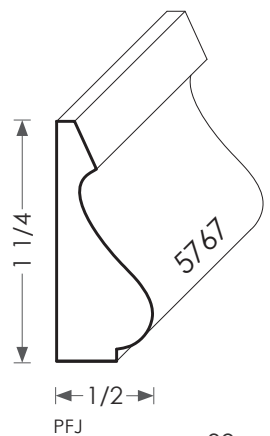
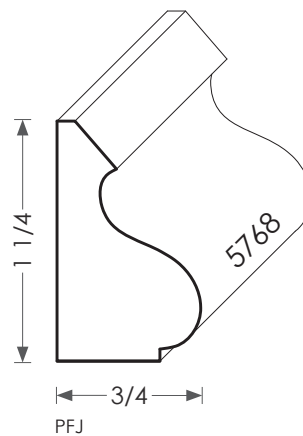
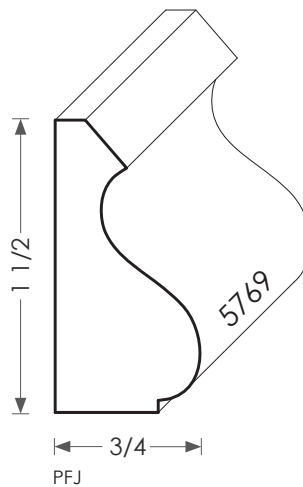
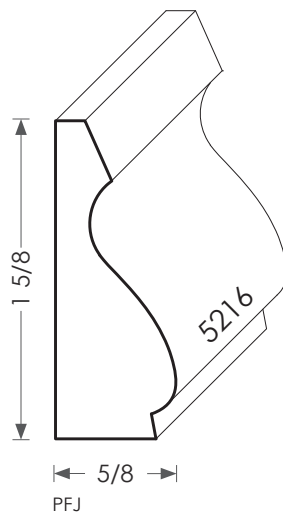
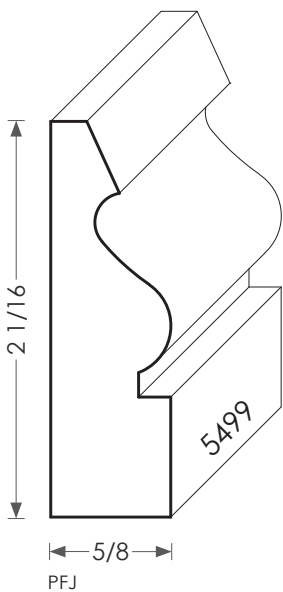
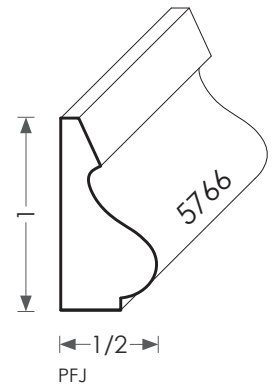
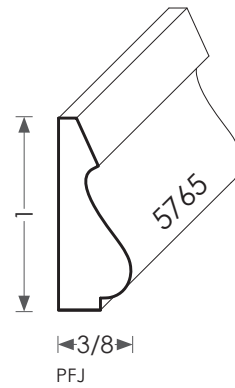
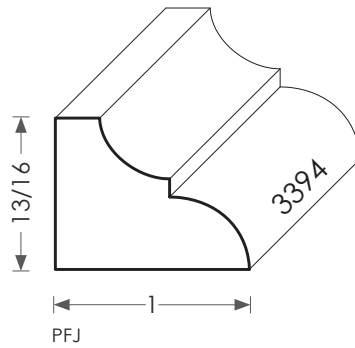
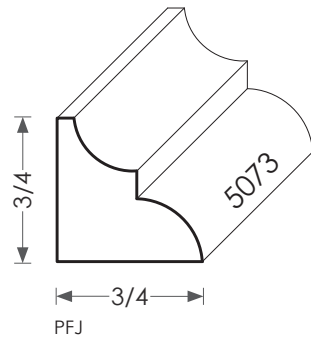
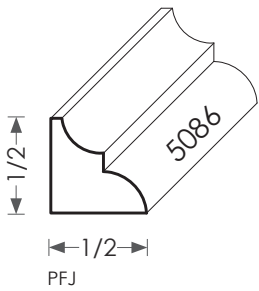
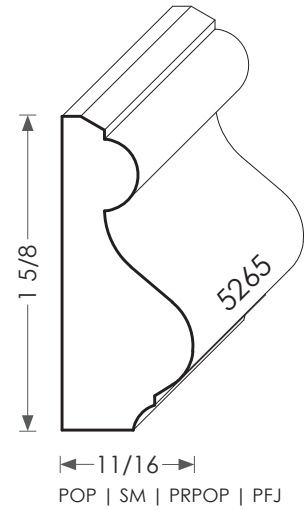
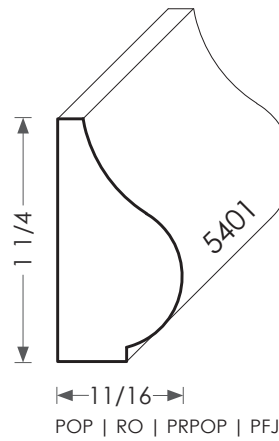
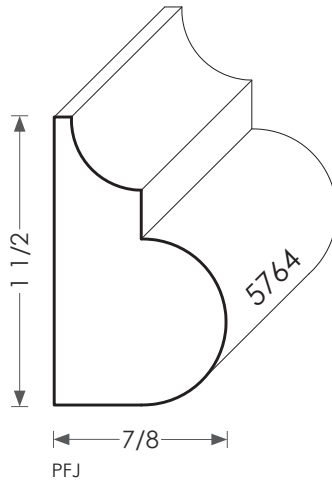
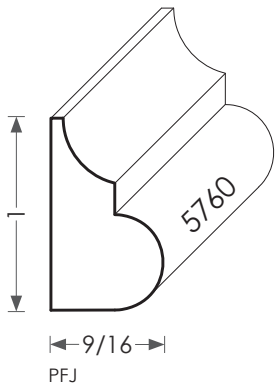
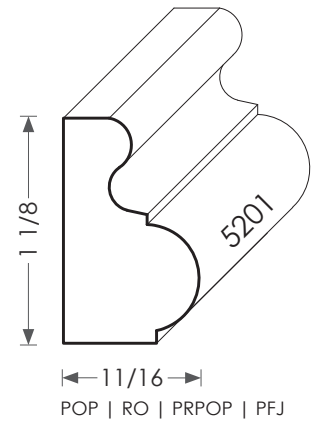
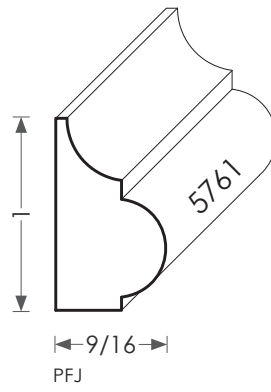
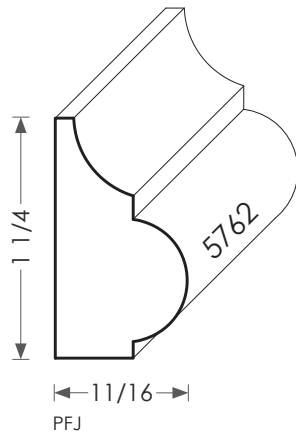
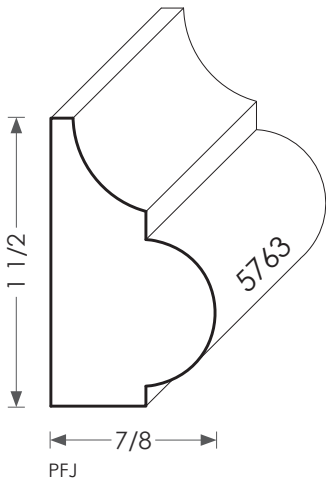


CHAIR RAIL / OUTSIDE CORNER / SHELF EDGE

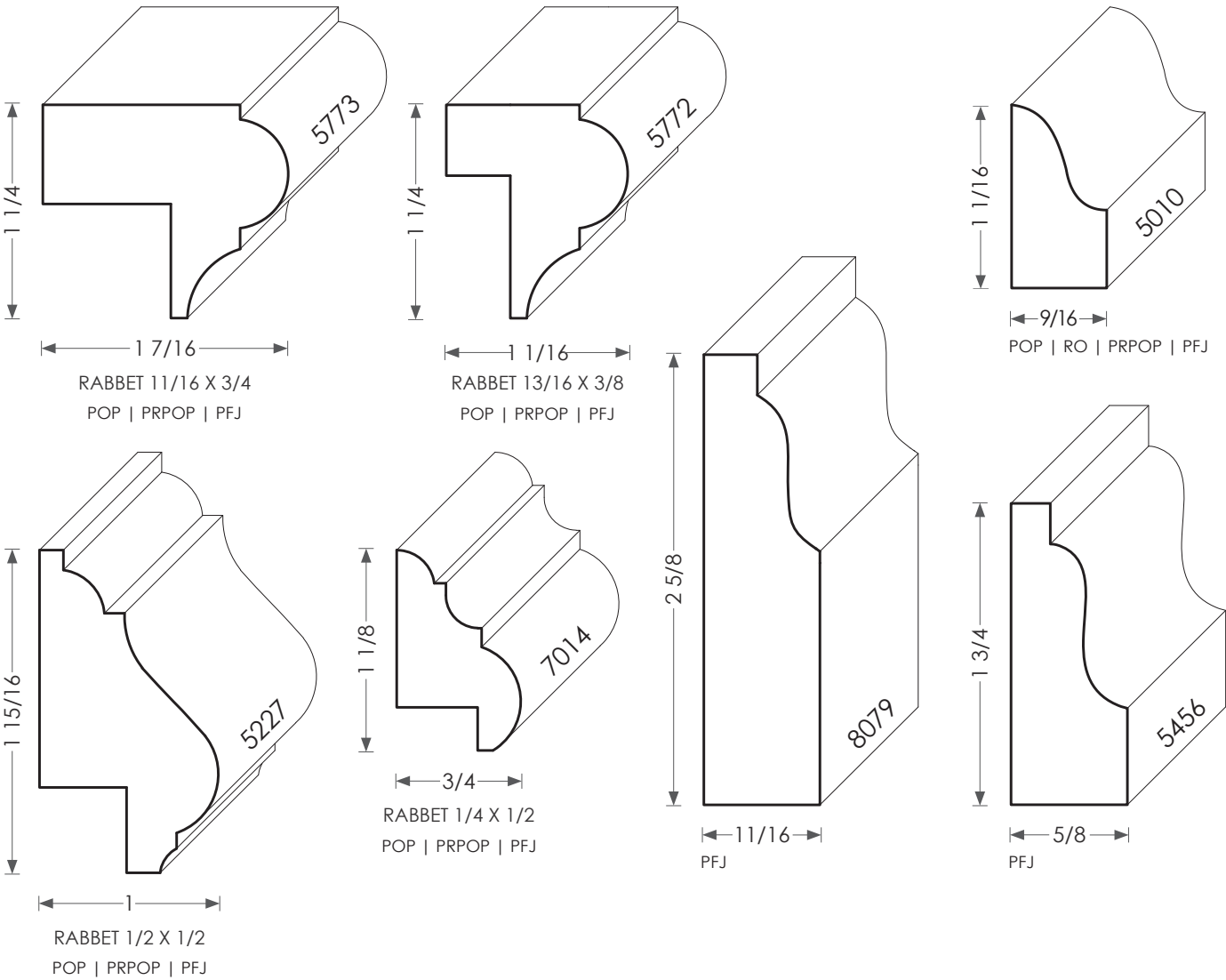


OUTSIDE CORNER / SHELF EDGE

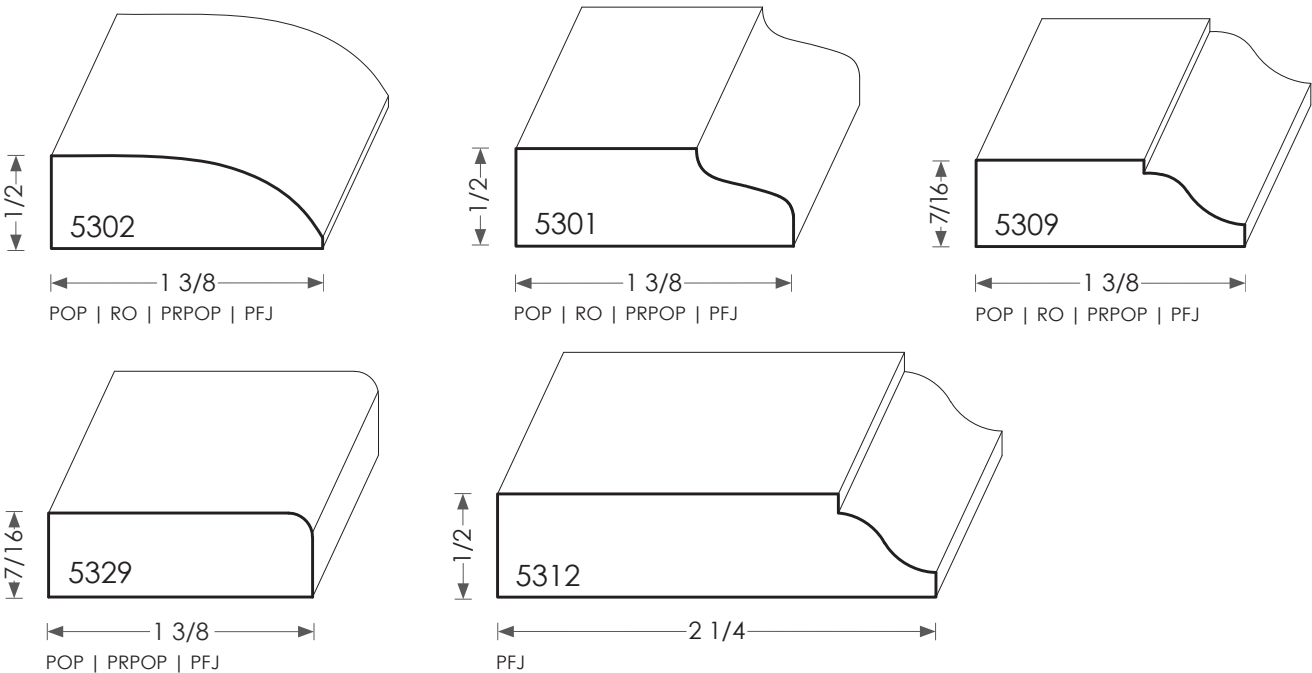


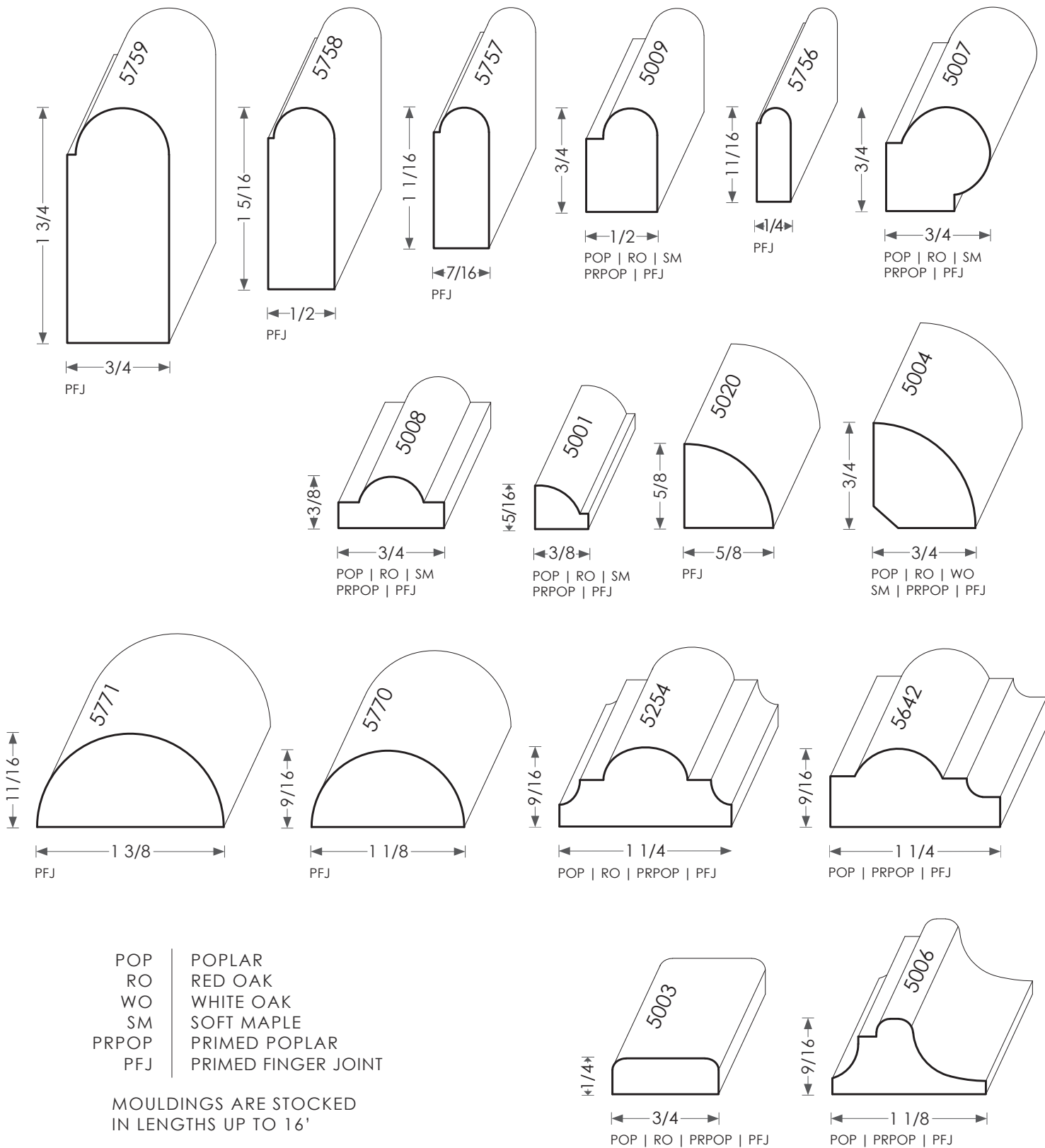


PANEL MOLD & BASE CAP / DOOR STOP

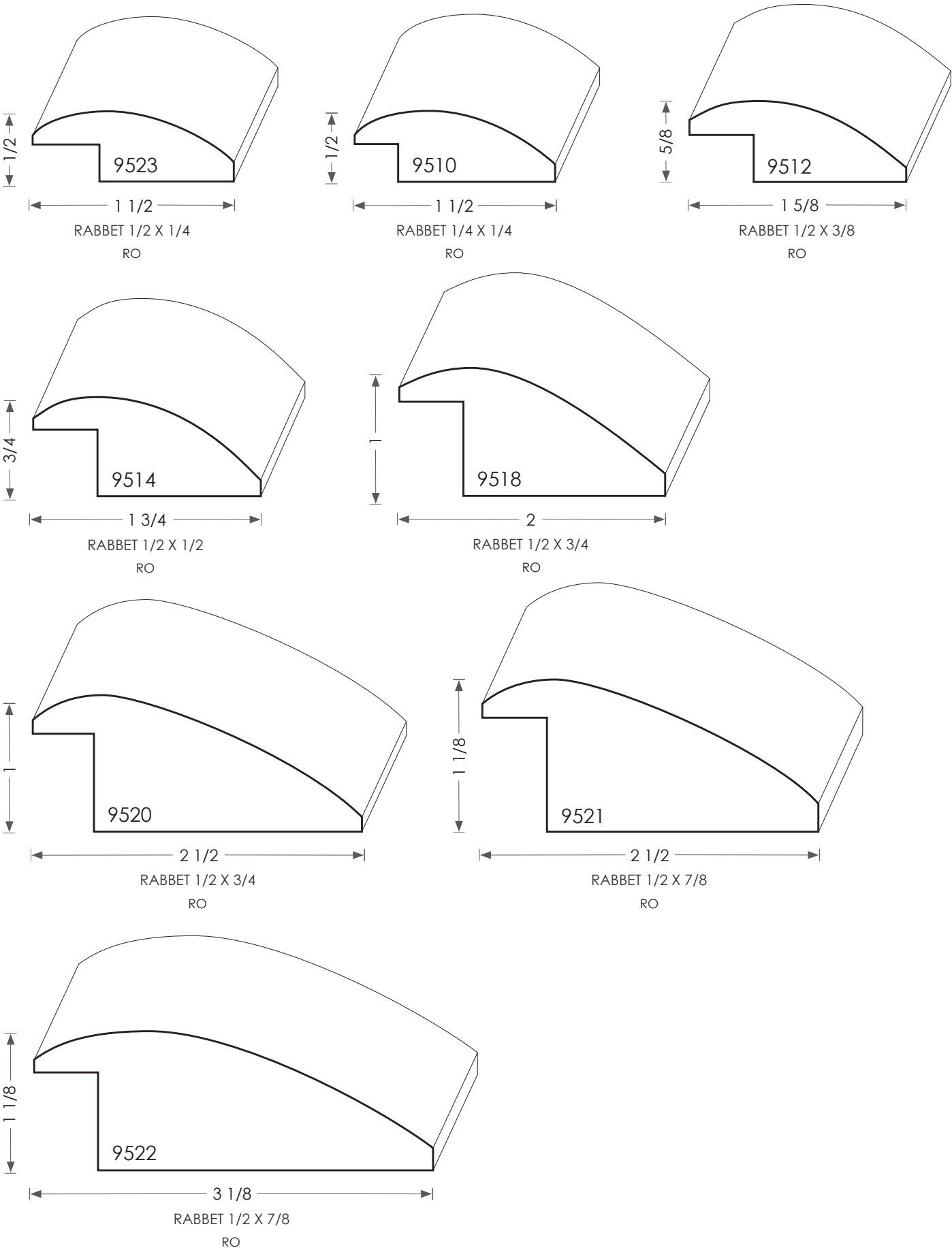


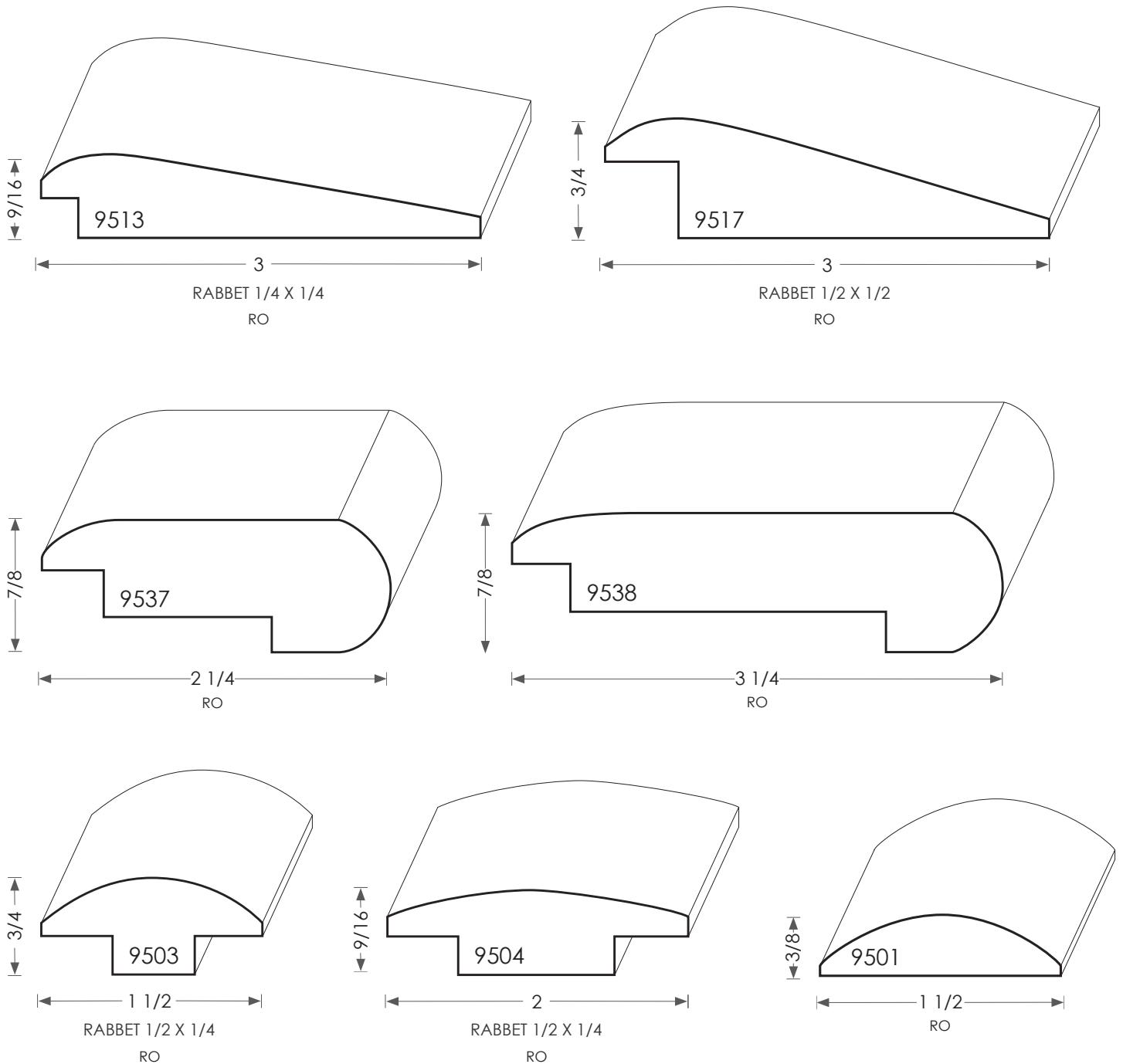
DOOR STOP





TRANSITION MOLD

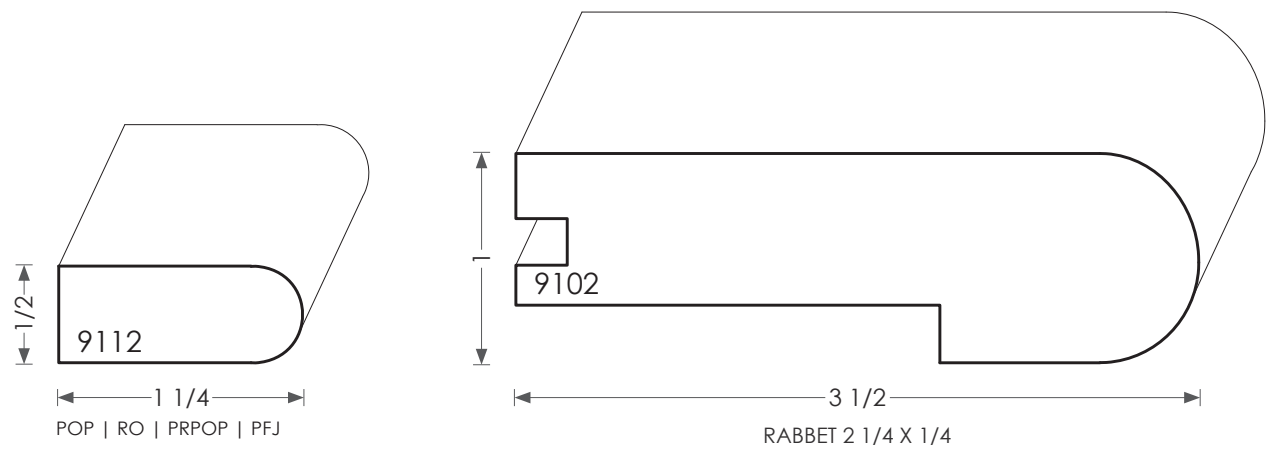




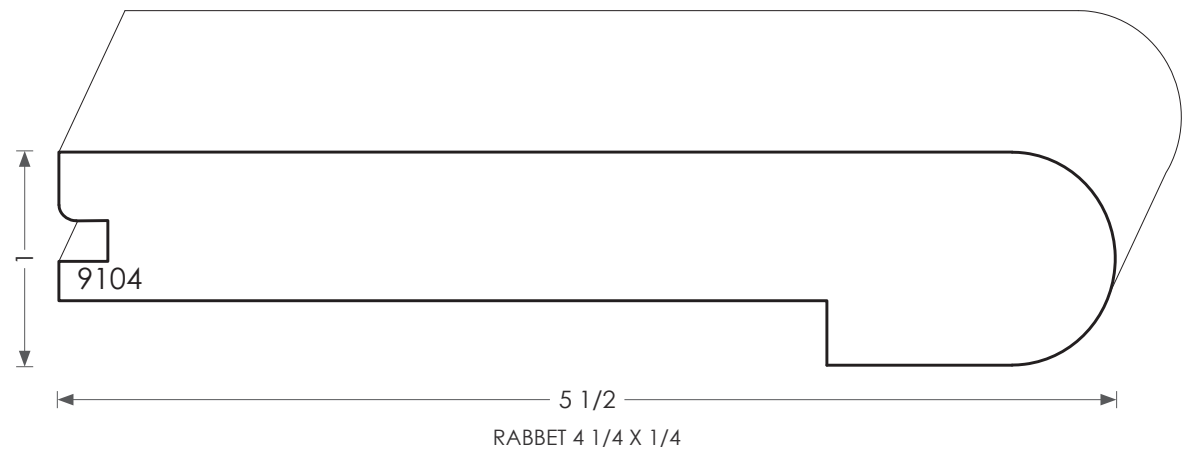
POP	POPLAR
RO	RED OAK
WO	WHITE OAK
SM	SOFT MAPLE
PRPOP	PRIMED POPLAR
PFJ	PRIMED FINGER JOINT

MOULDINGS ARE STOCKED  
IN LENGTHS UP TO 16'

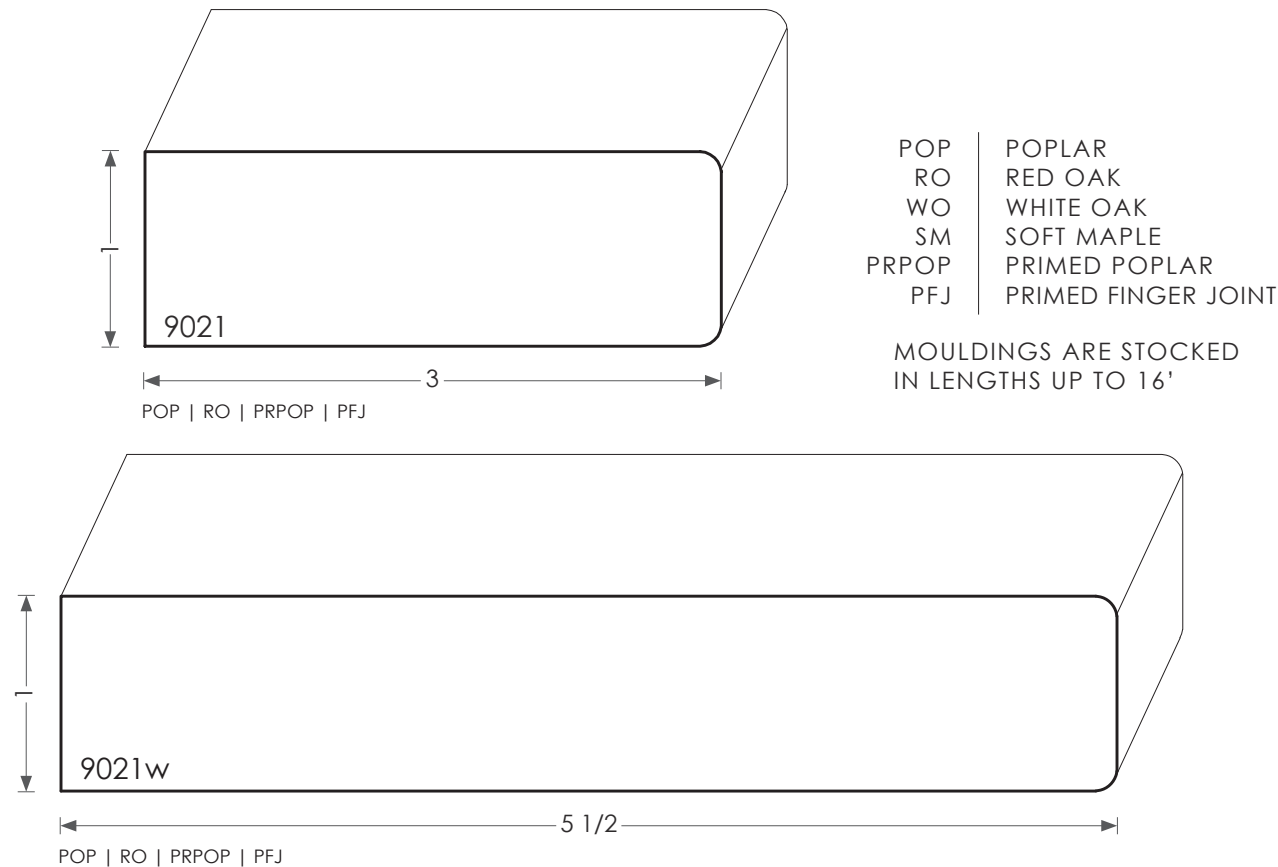
NOSING / WINDOW SILL

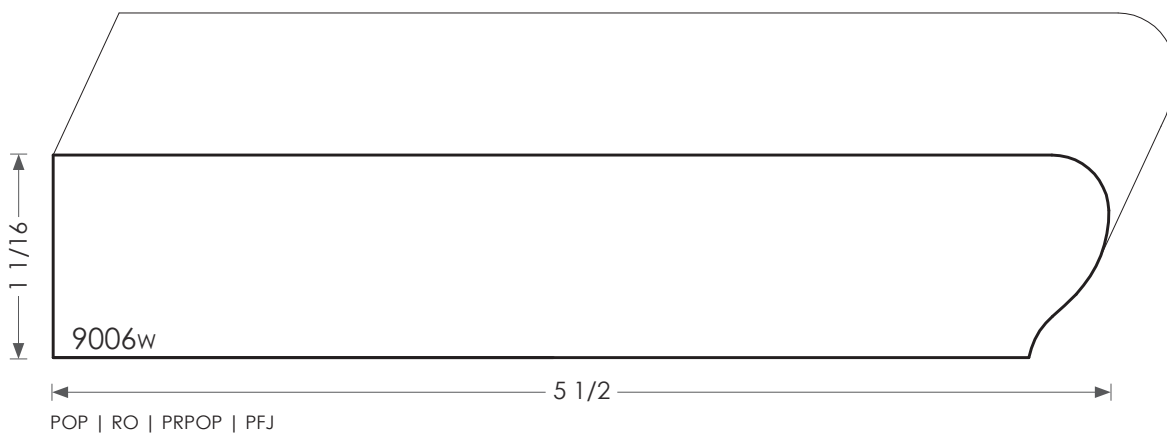
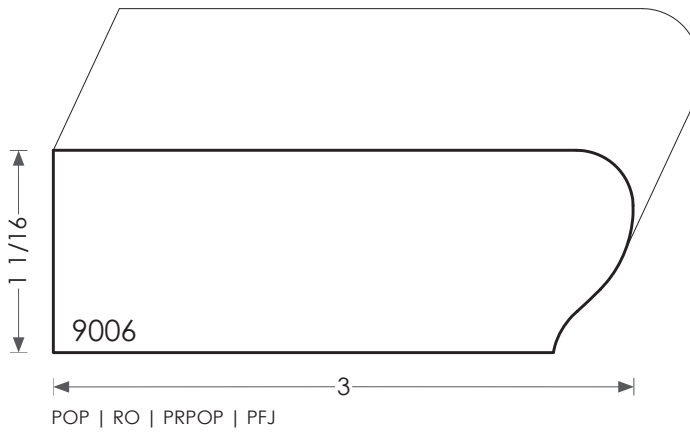
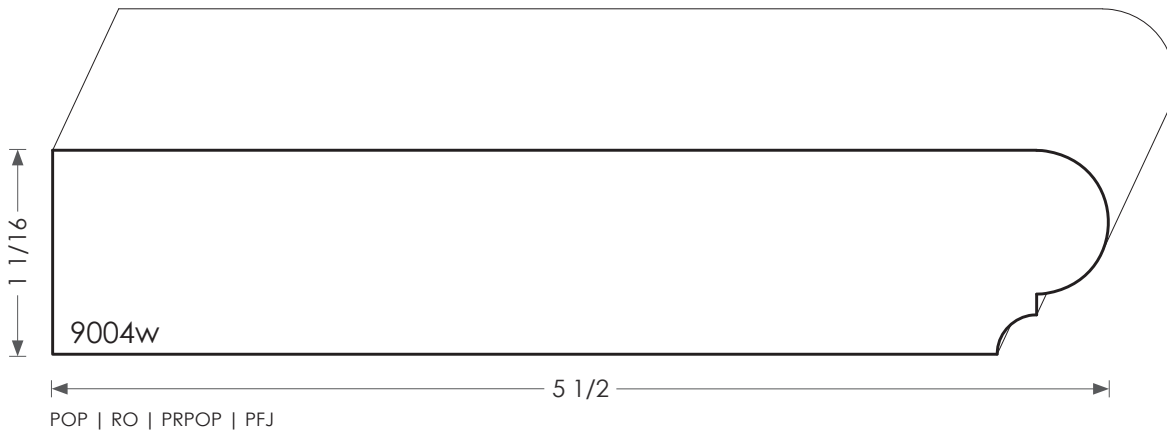
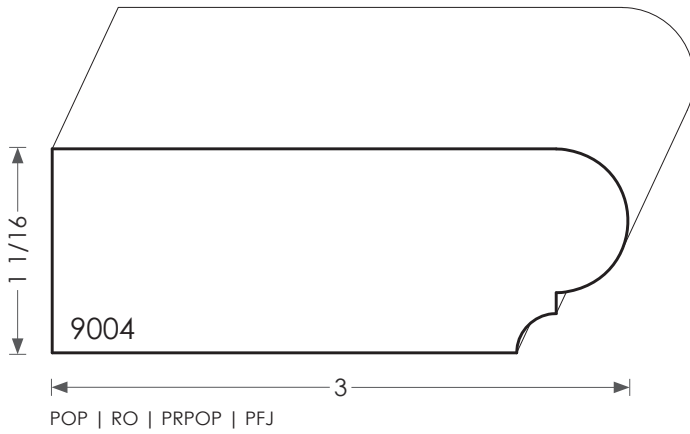


9102 & 9104  
ASH | BEECH | BIRCH | BRAZILIAN CHERRY | CLEAR ALDER | CHERRY  
HICKORY | HARD MAPLE | KNOTTY ALDER | POPLAR | POPLAR PRIMED  
RED OAK | SOFT MAPLE | WALNUT | WHITE OAK | RIFT/QUARTERED WHITE OAK



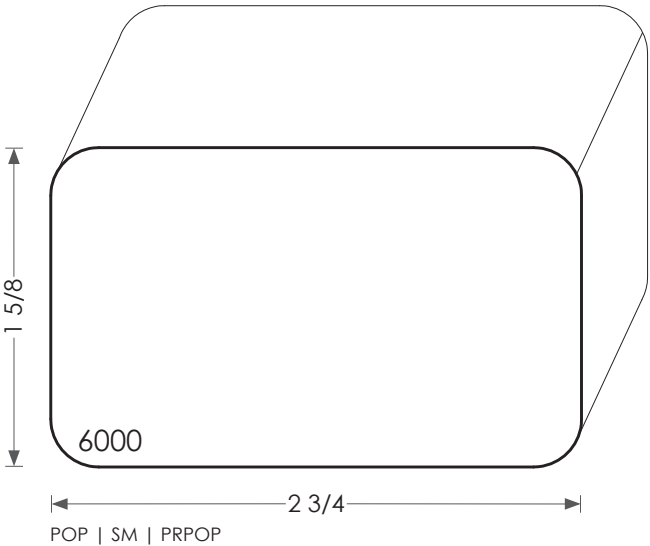
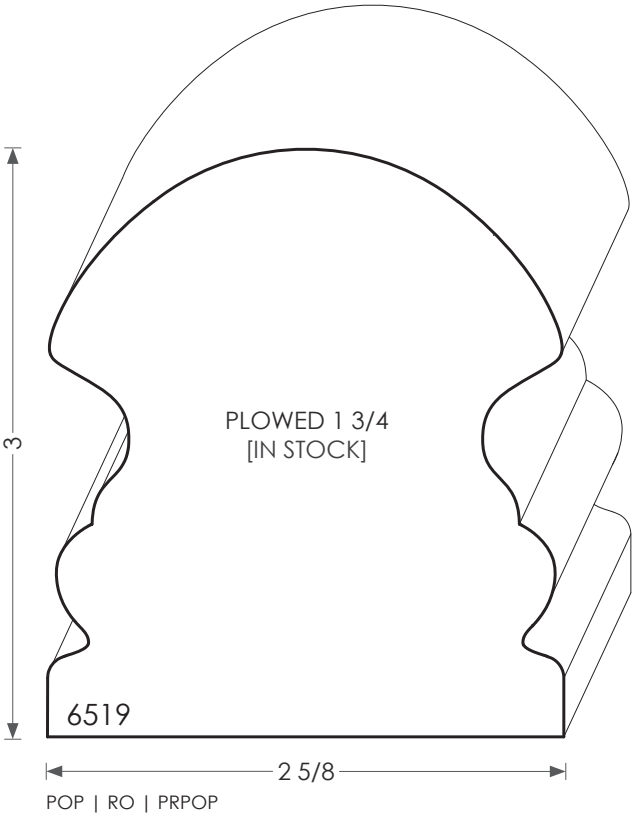
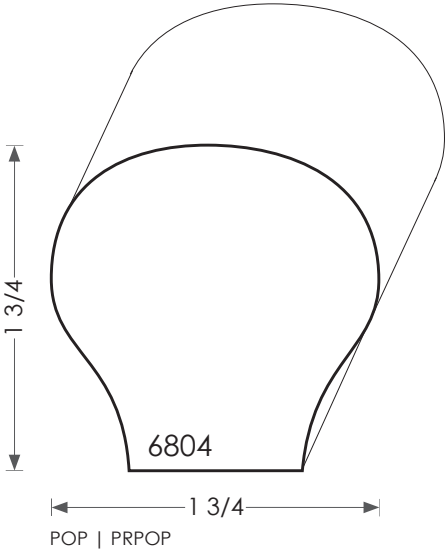
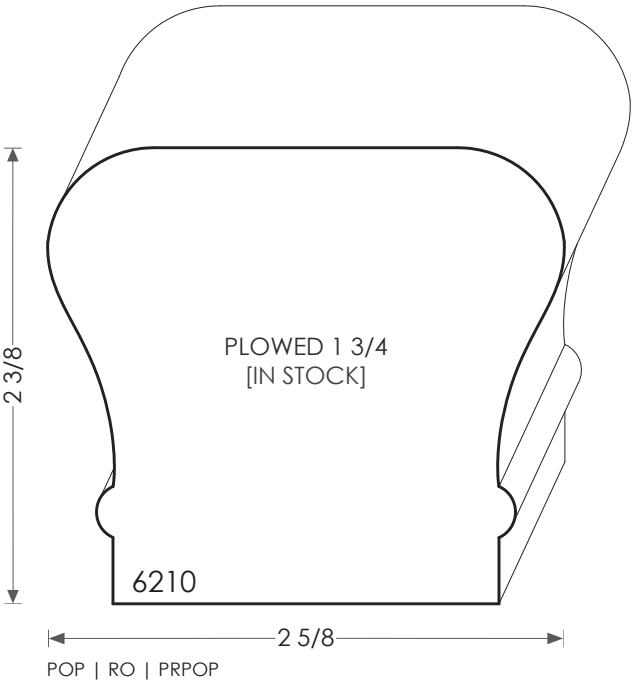
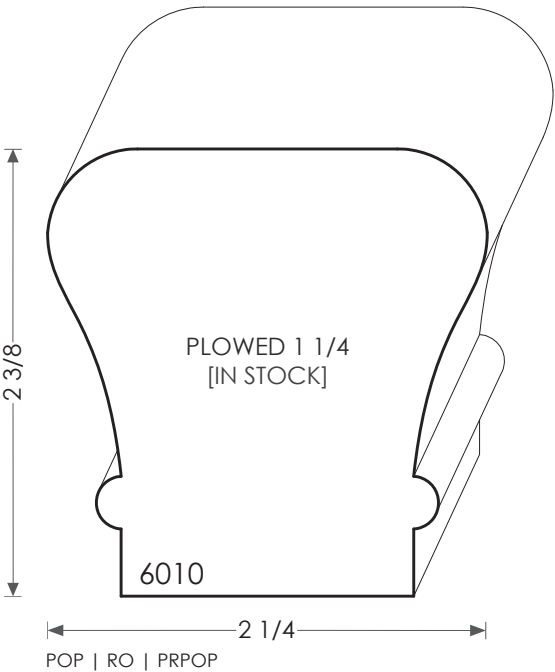
WINDOW SILL

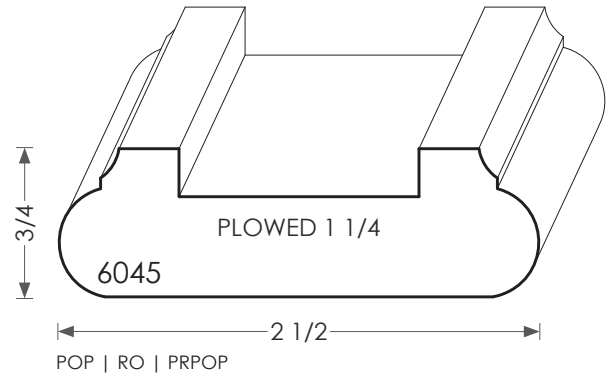
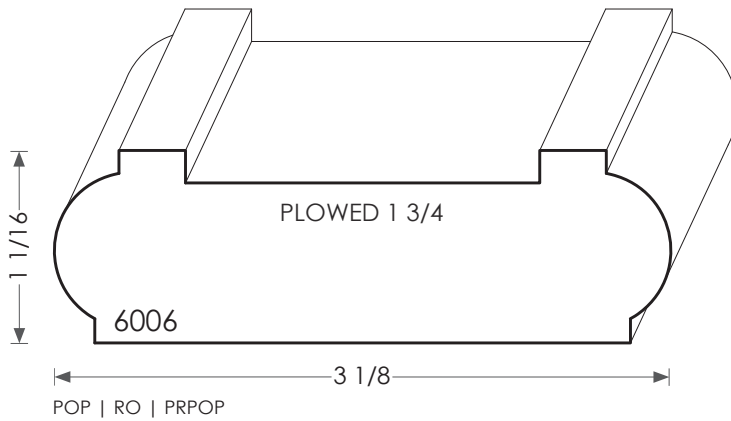




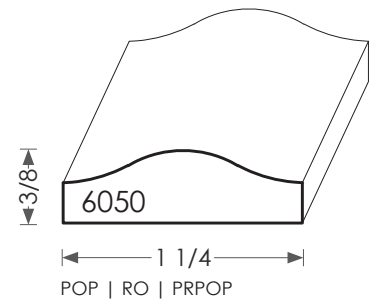
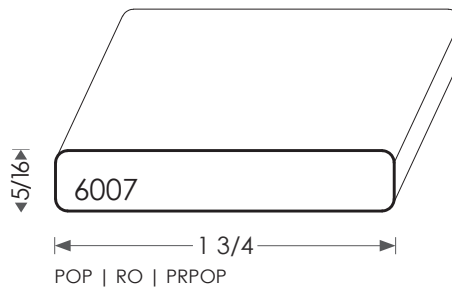


HANDRAIL



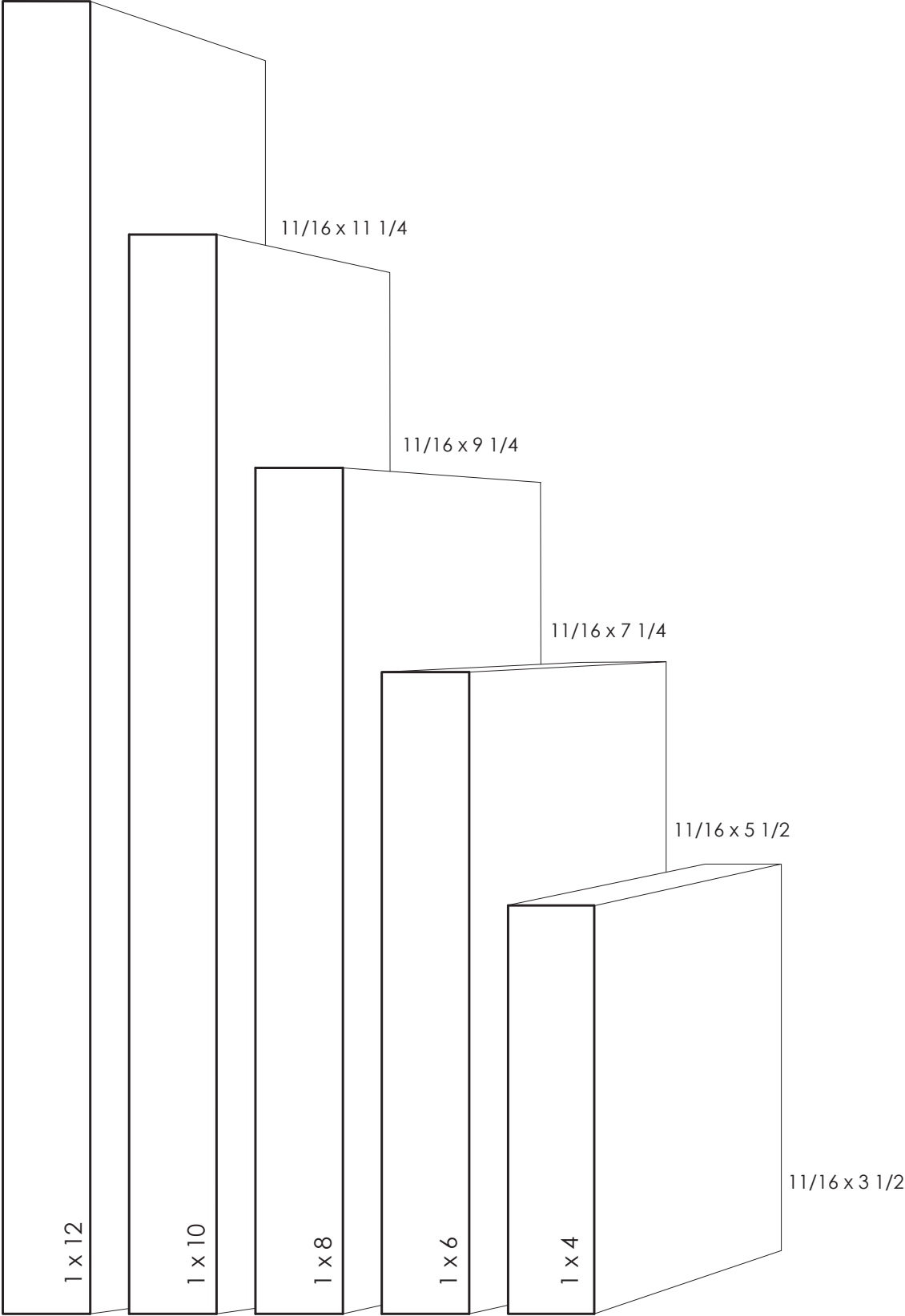


## FILLET

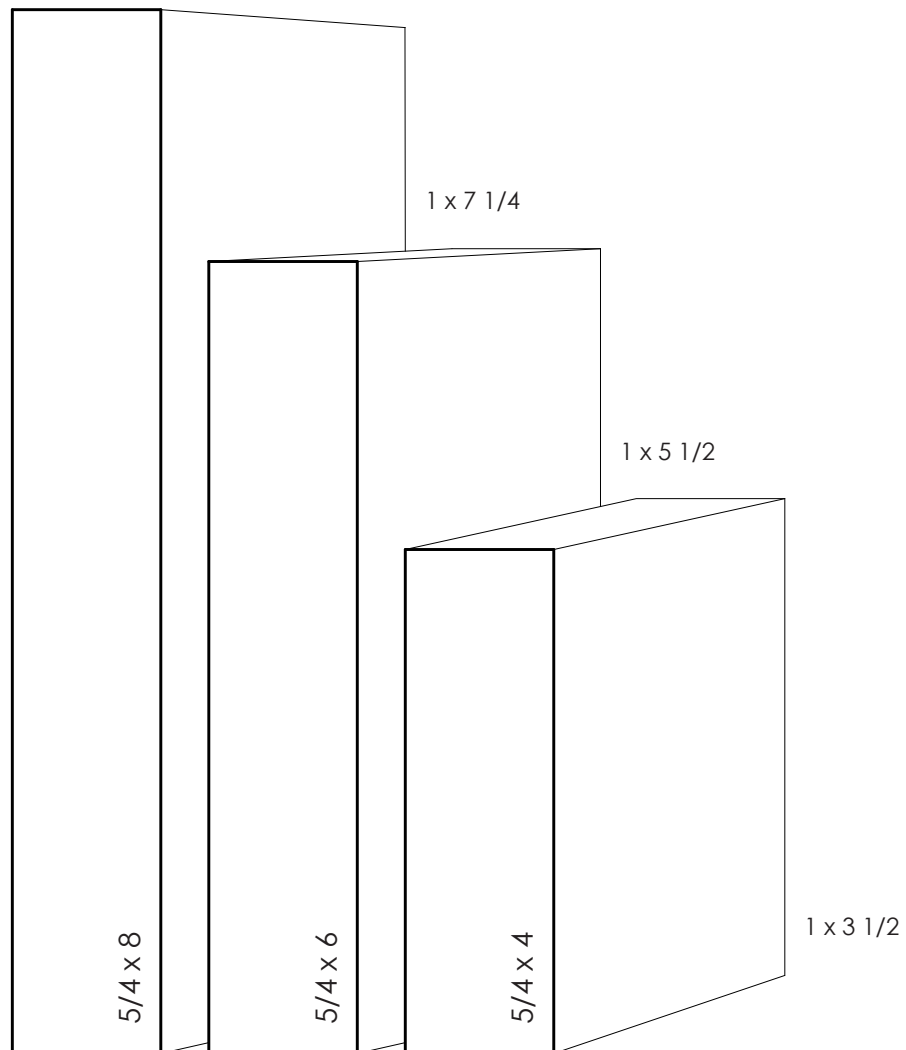


POP	POPLAR
RO	RED OAK
WO	WHITE OAK
SM	SOFT MAPLE
PRPOP	PRIMED POPLAR
PFJ	PRIMED FINGER JOINT

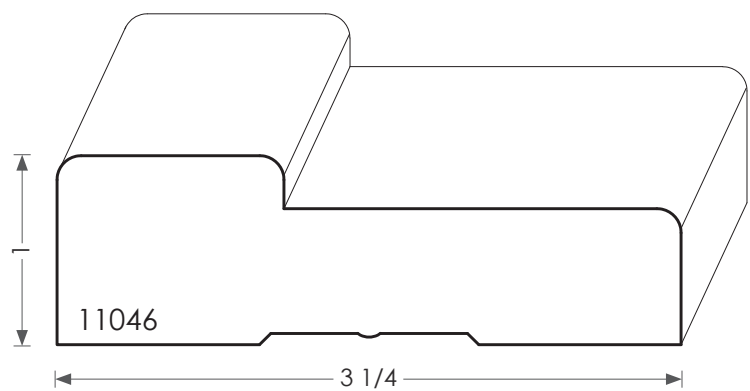
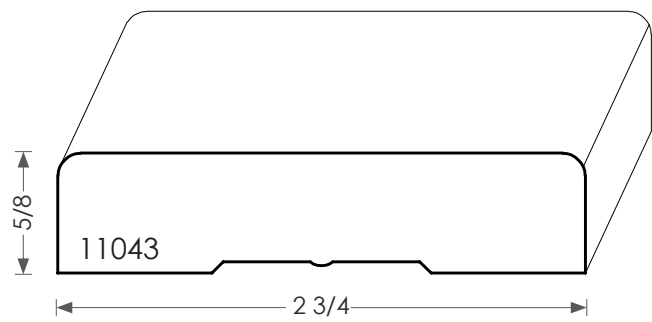
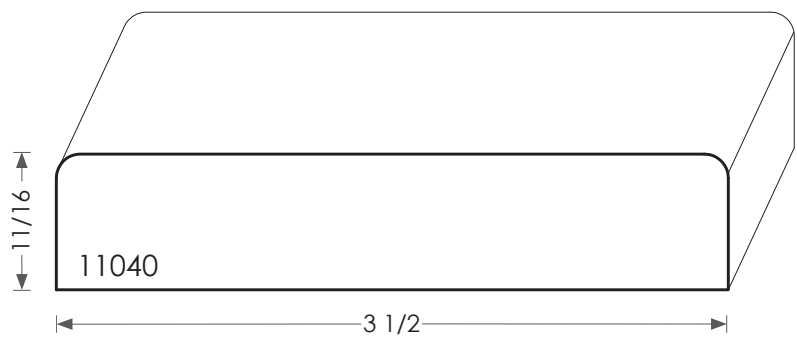
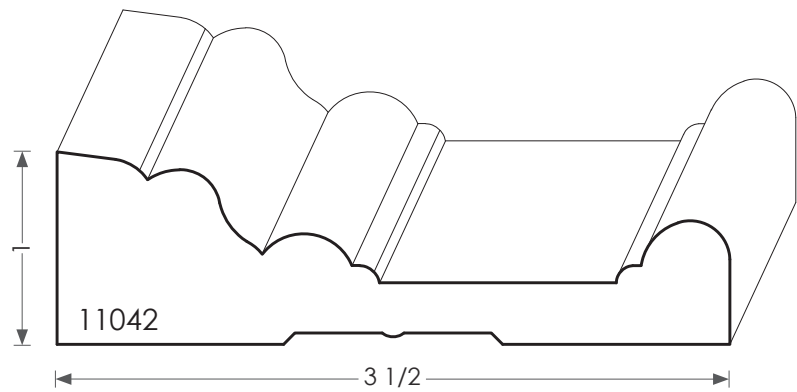
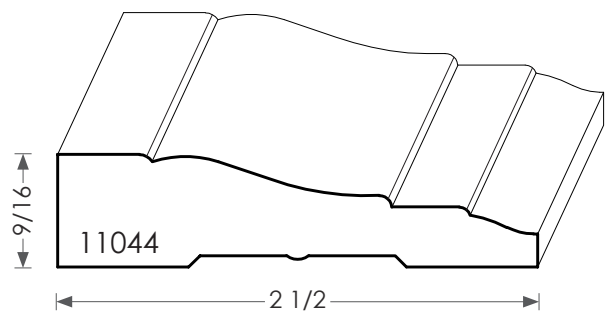
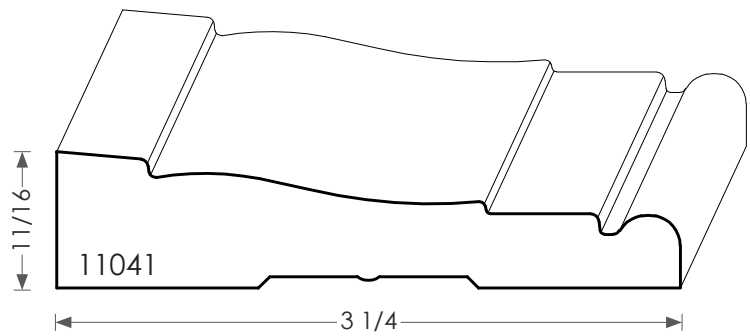
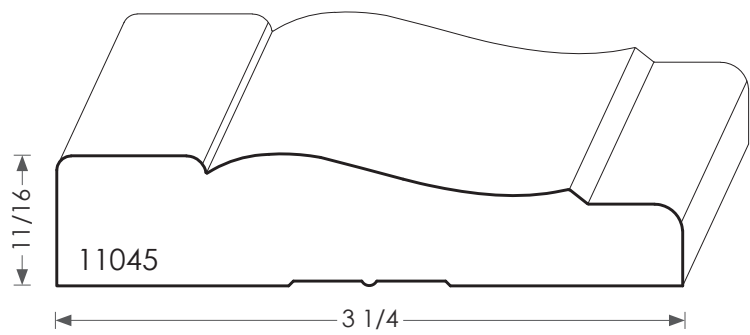
MOULDINGS ARE STOCKED  
IN LENGTHS UP TO 16'

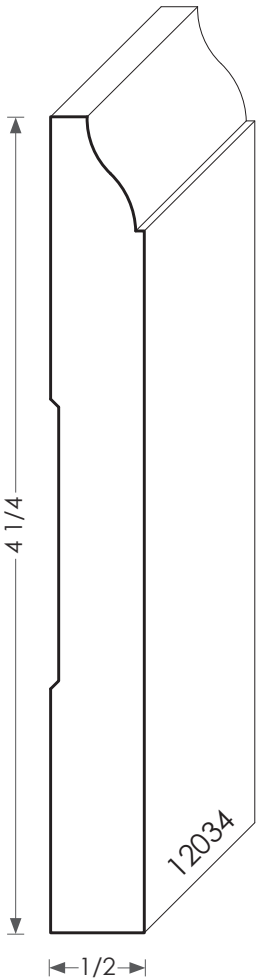
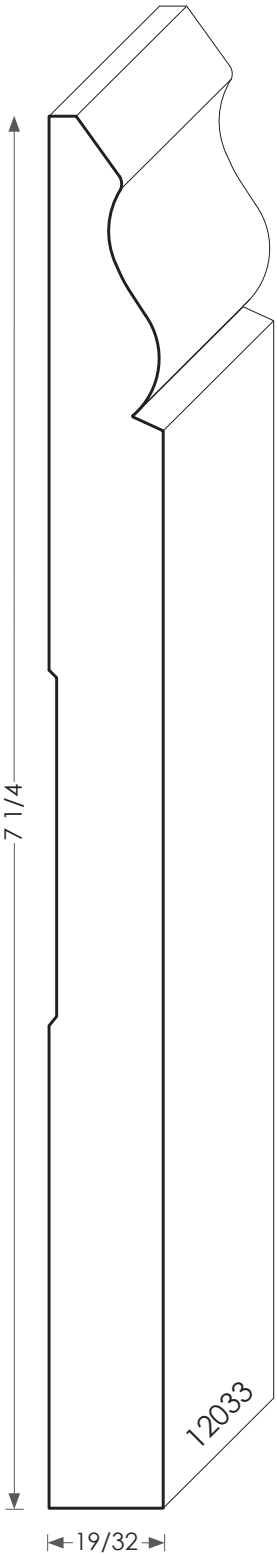
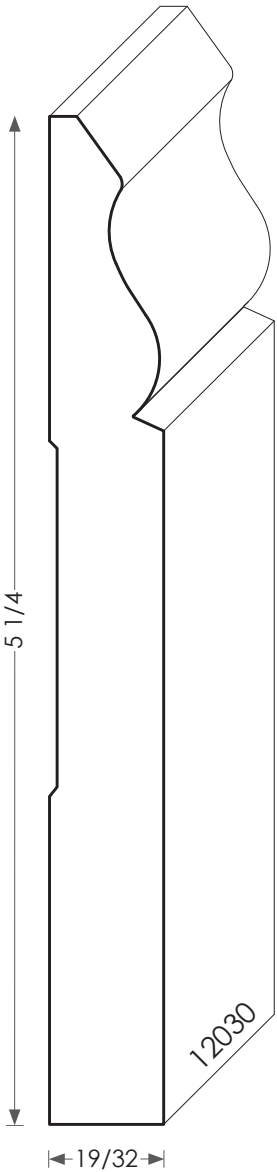

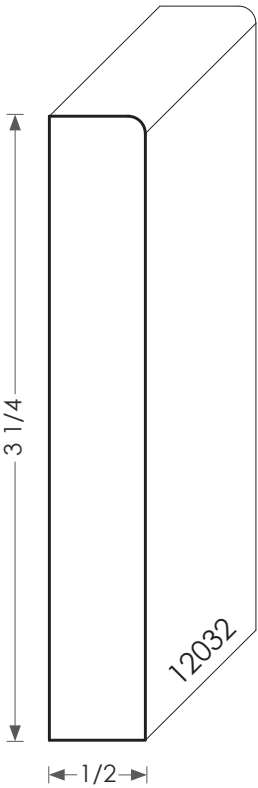


ULTRALIGHT MDF MOULDINGS ARE  
STOCKED IN 16' LENGTHS.



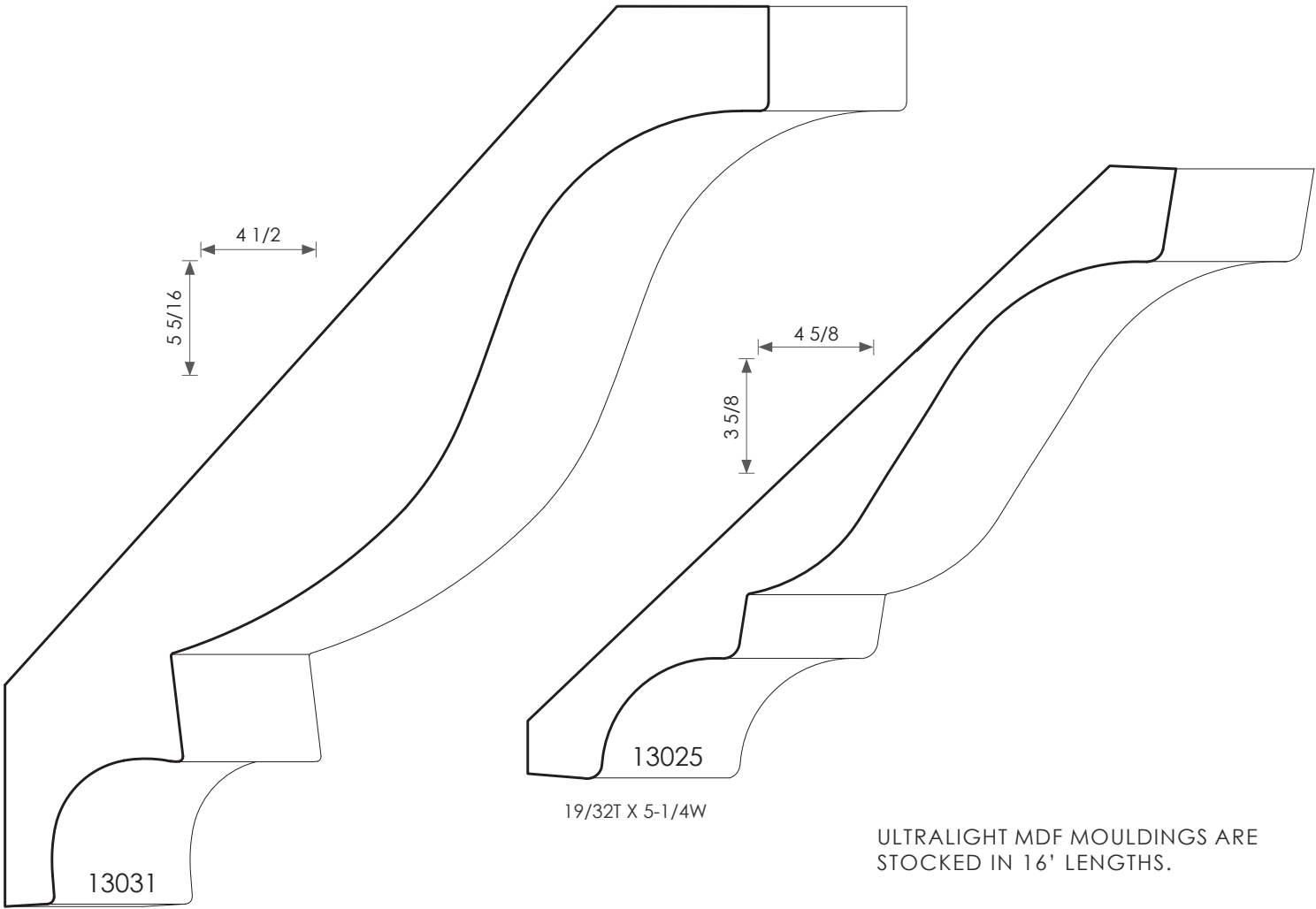
MDF CASING





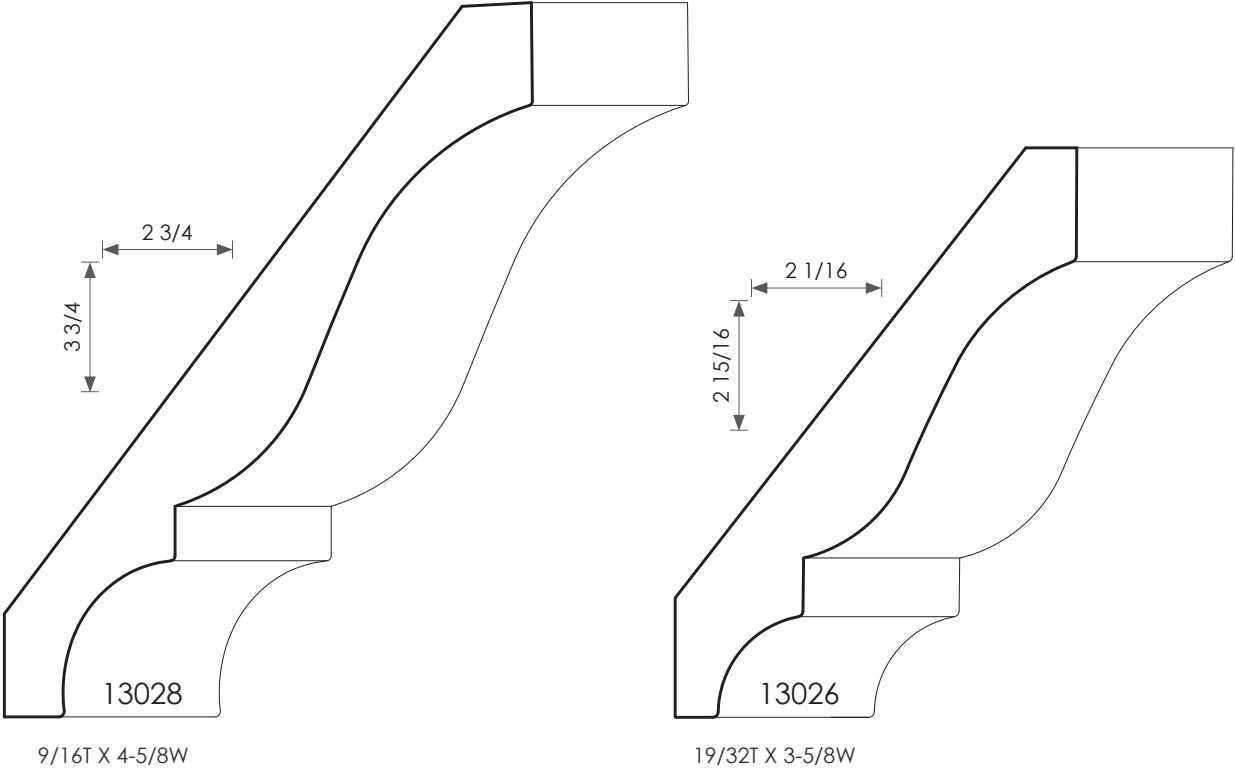
ULTRALIGHT MDF MOULDINGS ARE STOCKED IN 16' LENGTHS.

MDF CROWN



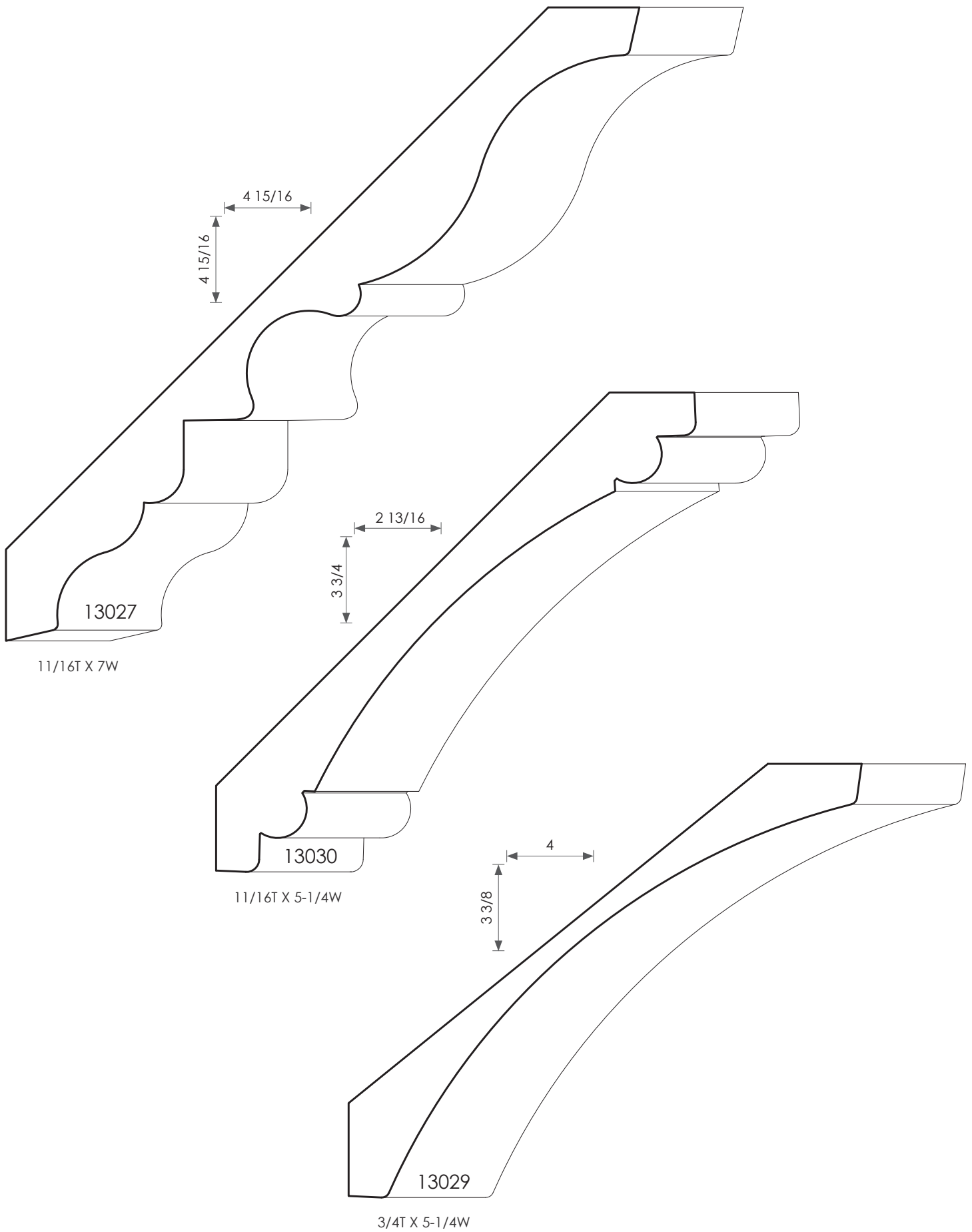
ULTRALIGHT MDF MOULDINGS ARE STOCKED IN 16' LENGTHS.

1T X 6-15/16W



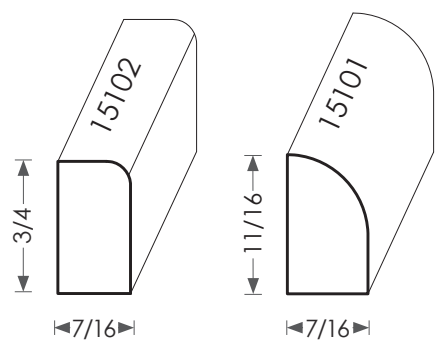
9/16T X 4-5/8W

19/32T X 3-5/8W

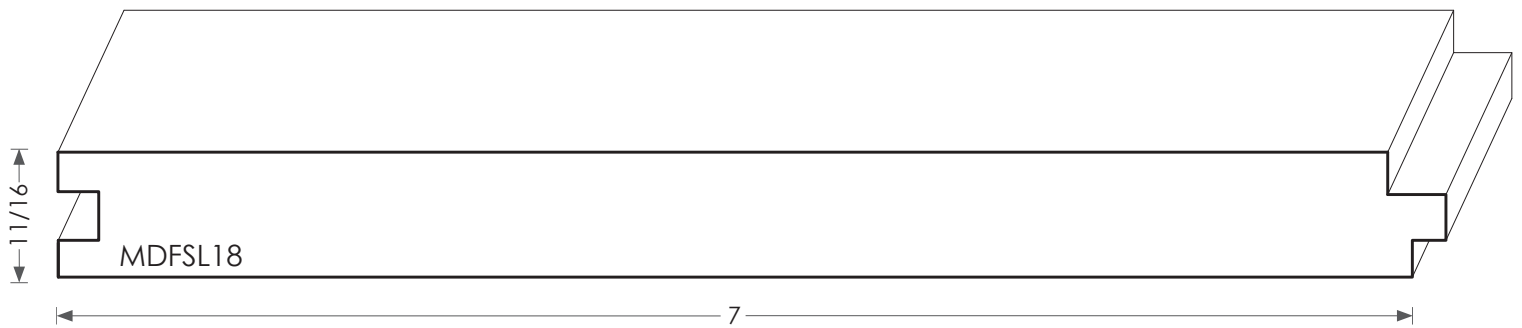
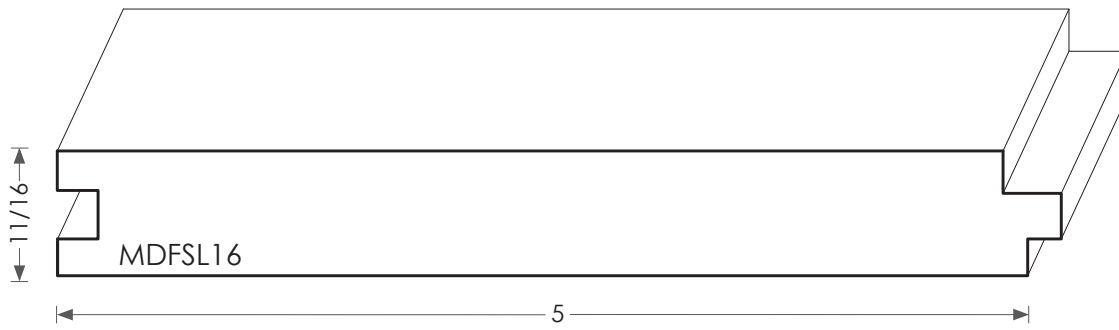




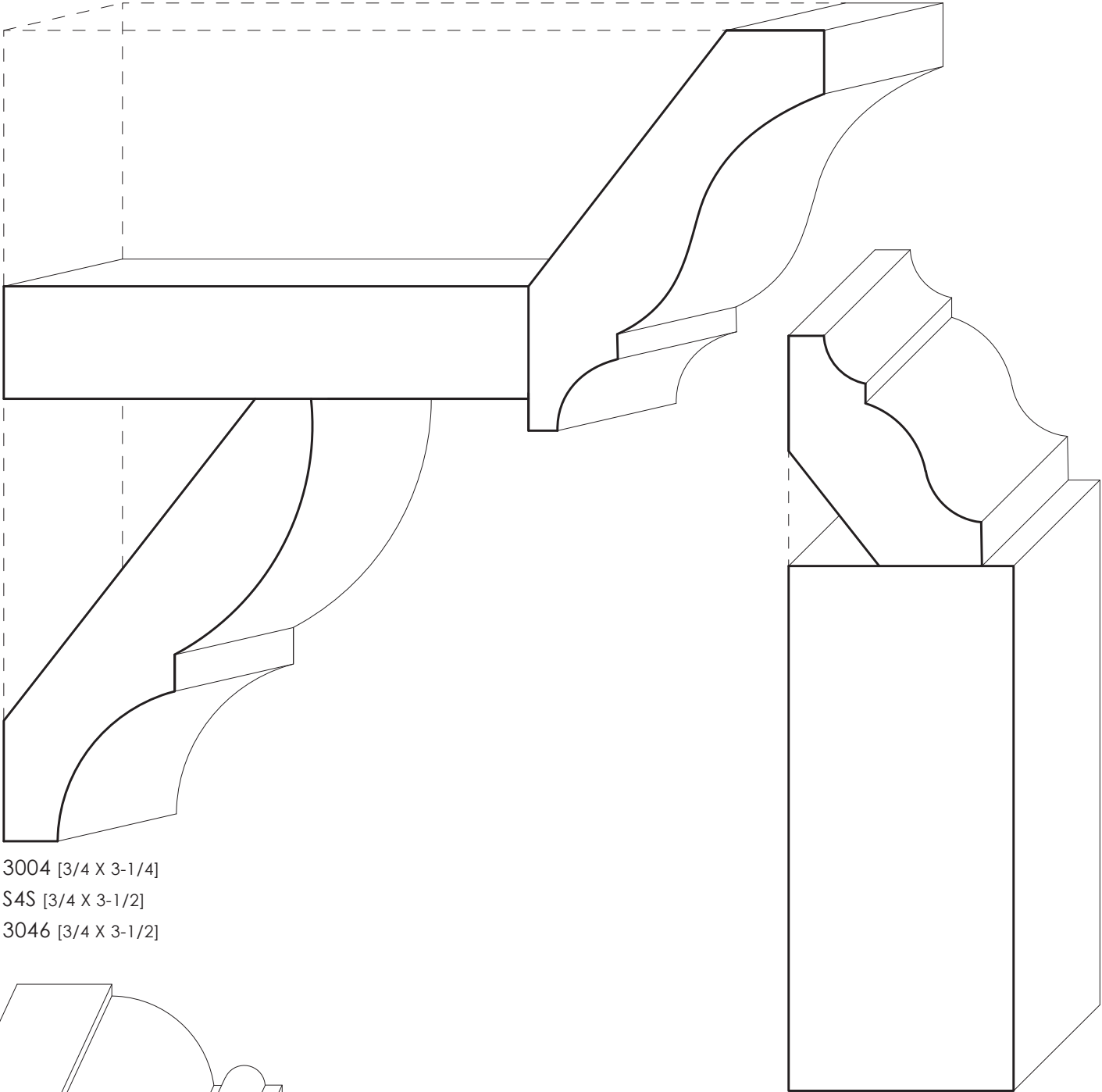
PRIMED SHOE



ULTRALIGHT MDF MOULDINGS ARE STOCKED IN 16' LENGTHS.

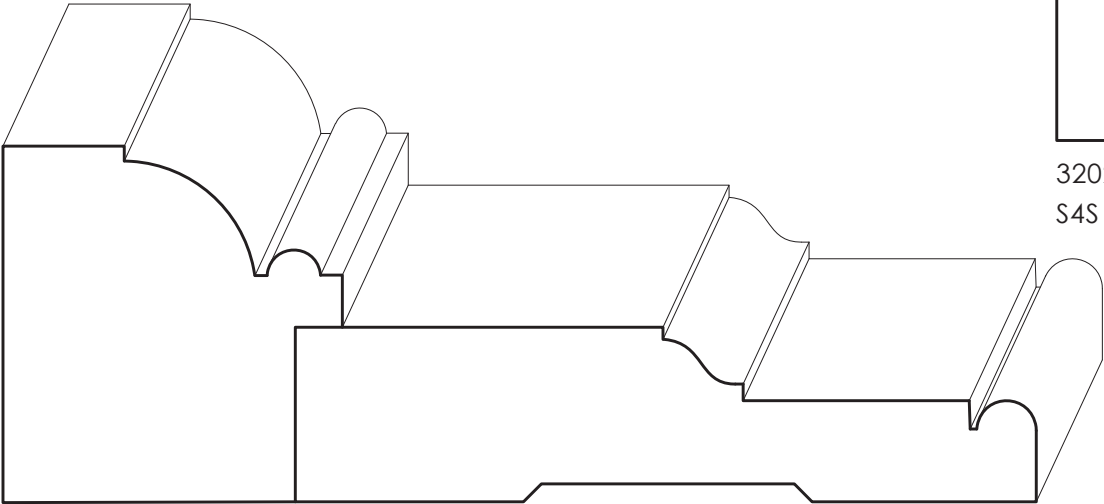


GEORGIAN




3004 [3/4 X 3-1/4]  
S4S [3/4 X 3-1/2]  
3046 [3/4 X 3-1/2]

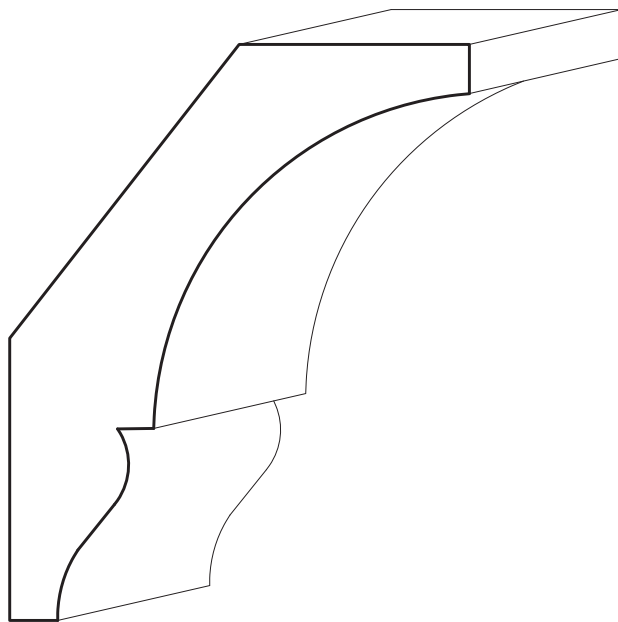
3202 [3/4 X 2]  
S4S [1-1/2 X 3-1/2]



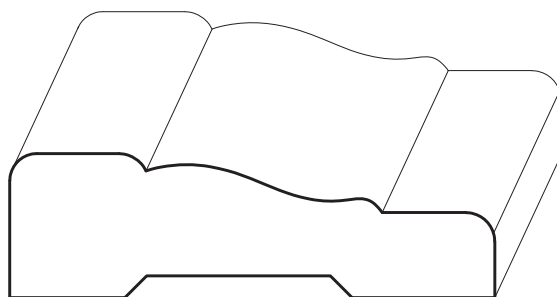
7095 [1-13/16 X 1-3/4]  
1247 [7/8 X 3-13/16]



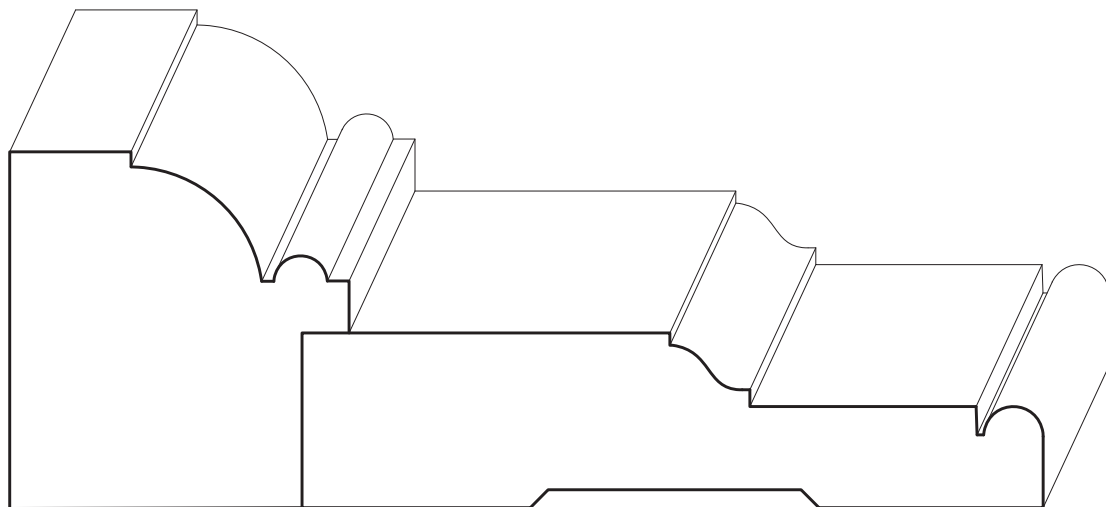
5401 [11/16 X 1-1/4]  
S4S [3/4 X 7-1/4]



3317 [1-1/8 X 3-7/8]

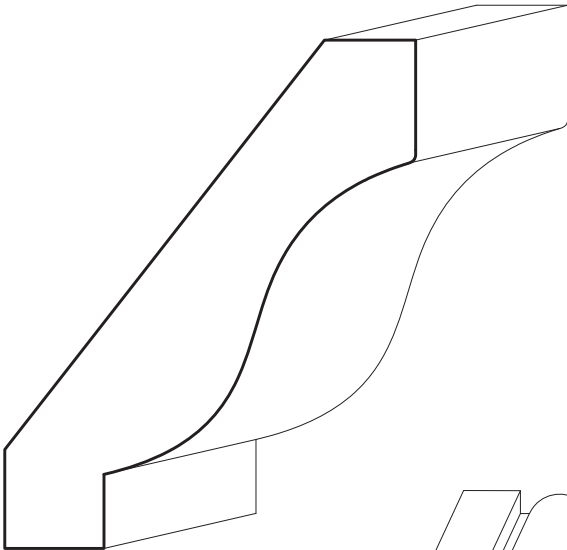


1514 [3/4 X 2-1/2]

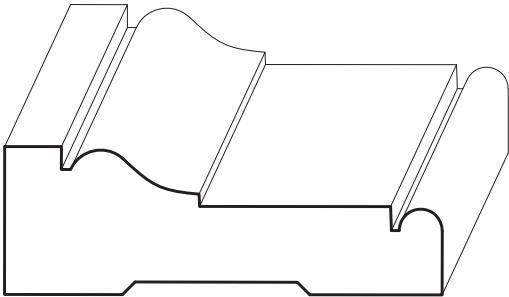


7095 [1-13/16 X 1-3/4]  
1247 [7/8 X 3-13/16]

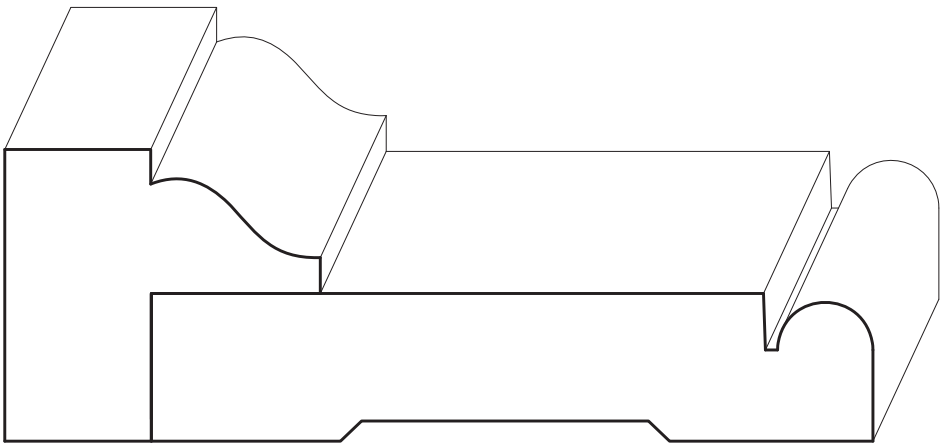
TRADITIONAL



3062 [3/4 X 3-3/8]

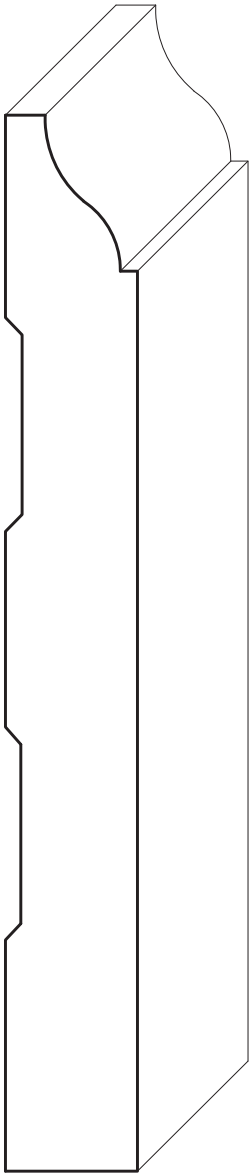


1309 [3/4 X 2-1/4]




7034 [1-1/2 X 1-5/8]

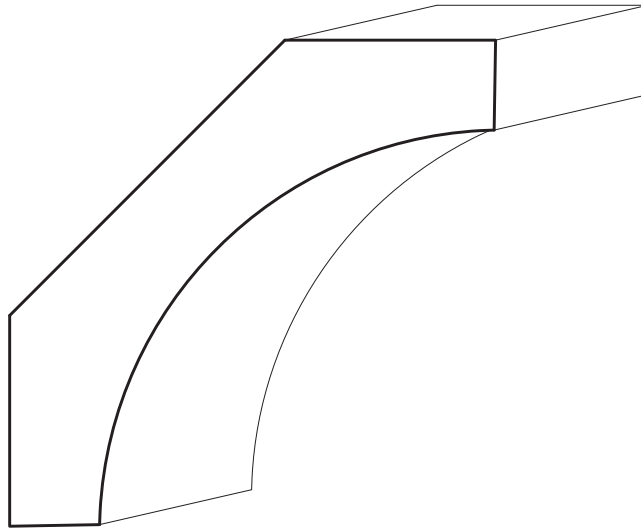
1126 [3/4 X 3-3/4]



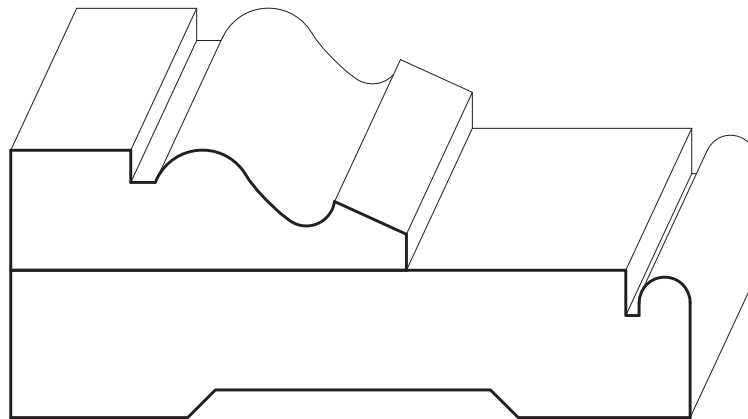
2291 [11/16 X 5-1/2]



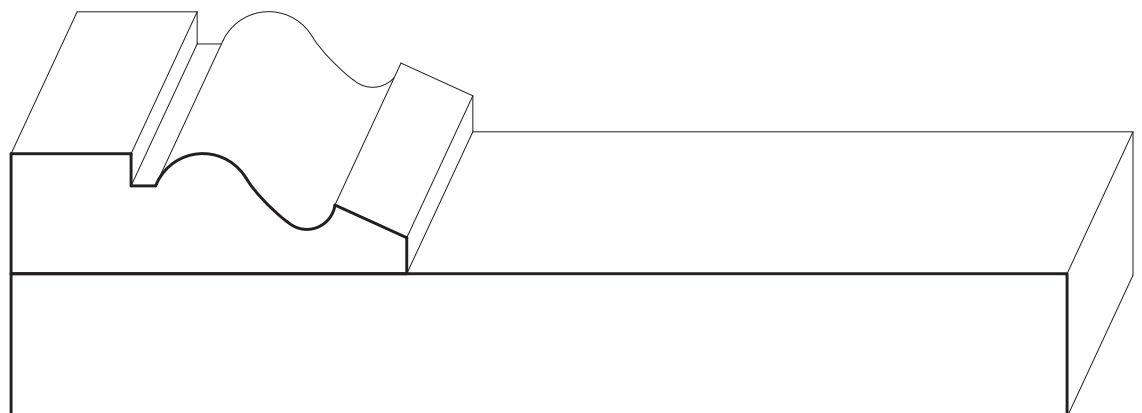
5216 [5/8 X 1-5/8]  
S4S [3/4 X 7-1/4]



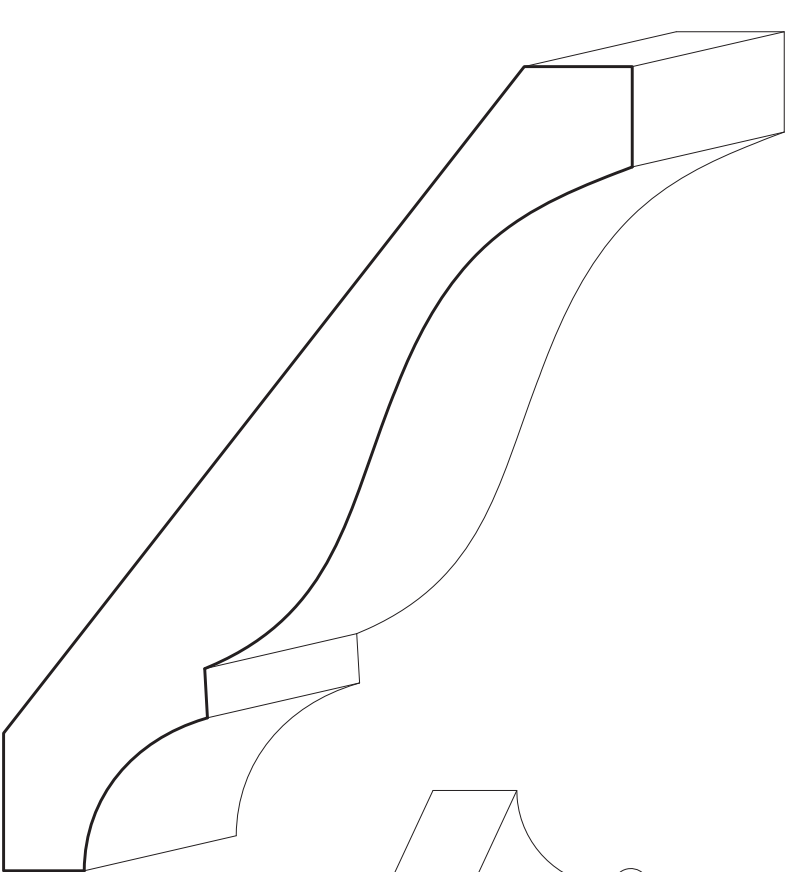
3240 [1-1/8 X 3-1/2]



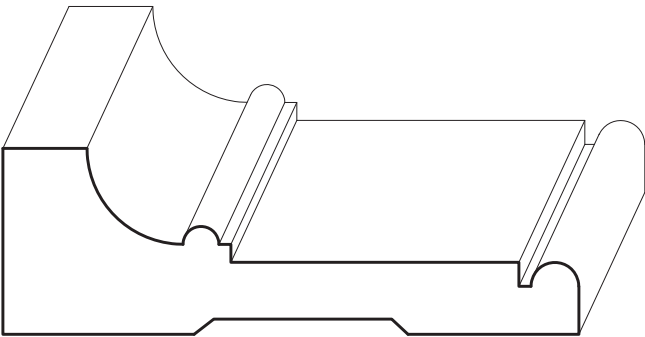
5499 [5/8 X 2-1/16]  
1062 [3/4 X 3-1/2]



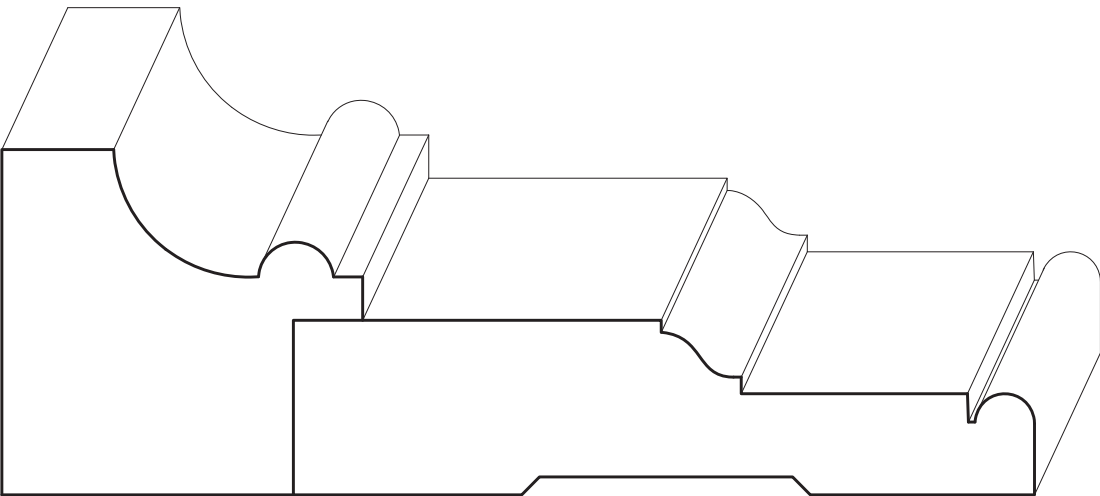
5499 [5/8 X 2-1/16]  
S4S [3/4 X 5-1/2]



3006 [3/4 X 5-1/4]




1513 [1 X 3]




7061 [1-5/8 X 1-7/8]

1247 [7/8 X 3-13/16]

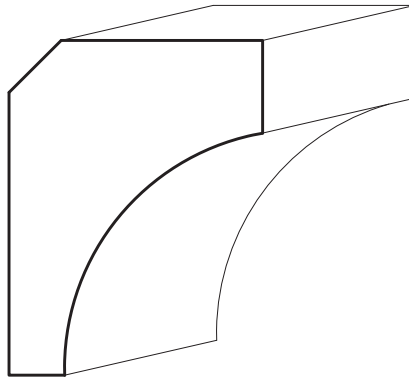


5456 [5/8 X 1-3/4]

S4S [3/4 X 7-1/4]




S4S [3/4 X 7-1/4]



3113 [1-3/4 X 1-5/16]



S4S [3/4 X 3-1/2]



7131 [1-1/16 X 1-1/16]

S4S [3/4 X 3-1/2]







## SKETCH PAD

## SKETCH PAD

## SKETCH PAD



P.O. BOX 15 OR 13813 STATION ROAD; BURTON, OHIO 44021

MONDAY-FRIDAY 8AM-4:30PM, SATURDAY 8AM-12PM

PH 440.834.3420 OR 877.708.4095 F 440.834.3422

[mouldingsone.com](http://mouldingsone.com)